

Summary Results Report

OFFICIAL RESULTS

JOINT Primary
March 05, 2024

Colorado County

101 - North Columbus/Glidden

Statistics

	TOTAL	Absentee	Early Voting	Election Day
Registered Voters - Total	2,308			
Registered Voters - Republican Party	0			
Registered Voters - Democratic Party	0			
Registered Voters - NONPARTISAN	2,308			
Ballots Cast - Total	769	26	403	340
Ballots Cast - Republican Party	700	18	370	312
Ballots Cast - Democratic Party	69	8	33	28
Ballots Cast - NONPARTISAN	0	0	0	0
Ballots Cast - Blank	1	0	1	0
Voter Turnout - Total	33.32%			
Voter Turnout - Republican Party	0.00%			
Voter Turnout - Democratic Party	0.00%			
Voter Turnout - NONPARTISAN	0.00%			

REP President

Vote For 1

	TOTAL	VOTE %	Absentee	Early Voting	Election Day
Nikki Haley	93	13.38%	4	48	41
Vivek Ramaswamy	3	0.43%	0	2	1
David Stuckenberg	0	0.00%	0	0	0
Ron DeSantis	4	0.58%	0	1	3
Chris Christie	4	0.58%	0	3	1
Ryan L. Binkley	1	0.14%	0	1	0
Donald J. Trump	577	83.02%	13	304	260
Asa Hutchinson	1	0.14%	0	1	0
Uncommitted	12	1.73%	1	6	5
Total Votes Cast	695	100.00%	18	366	311
Overvotes	0		0	0	0
Undervotes	5		0	4	1
Contest Totals	700		18	370	312

REP US Senator

Vote For 1

	TOTAL	VOTE %	Absentee	Early Voting	Election Day
Ted Cruz	593	90.12%	16	320	257
R E (Rufus) Lopez	35	5.32%	0	9	26
Holland "Redd" Gibson	30	4.56%	1	15	14
Total Votes Cast	658	100.00%	17	344	297
Overvotes	0		0	0	0
Undervotes	42		1	26	15
Contest Totals	700		18	370	312

Summary Results Report

OFFICIAL RESULTS

JOINT Primary
March 05, 2024

Colorado County

101 - North Columbus/Glidden

REP US Representative, Dist 10

Vote For 1

	TOTAL	VOTE %	Absentee	Early Voting	Election Day
Michael T. McCaul	439	71.38%	13	221	205
Jared B. Lovelace	176	28.62%	3	99	74
Total Votes Cast	615	100.00%	16	320	279
Overvotes	0		0	0	0
Undervotes	85		2	50	33
Contest Totals	700		18	370	312

REP Railroad Commissioner

Vote For 1

	TOTAL	VOTE %	Absentee	Early Voting	Election Day
James "Jim" Matlock	245	43.29%	5	121	119
Corey Howell	30	5.30%	2	9	19
Petra Reyes	21	3.71%	1	6	14
Christie Clark	46	8.13%	2	23	21
Christi Craddick	224	39.58%	4	131	89
Total Votes Cast	566	100.00%	14	290	262
Overvotes	0		0	0	0
Undervotes	134		4	80	50
Contest Totals	700		18	370	312

REP Justice, Supreme Court, PI 2

Vote For 1

	TOTAL	VOTE %	Absentee	Early Voting	Election Day
Jimmy Blacklock	492	100.00%	13	242	237
Total Votes Cast	492	100.00%	13	242	237
Overvotes	0		0	0	0
Undervotes	208		5	128	75
Contest Totals	700		18	370	312

REP Justice, Supreme Court, PI 4

Vote For 1

	TOTAL	VOTE %	Absentee	Early Voting	Election Day
Brian Walker	322	63.01%	8	162	152
John Devine	189	36.99%	5	97	87
Total Votes Cast	511	100.00%	13	259	239
Overvotes	0		0	0	0
Undervotes	189		5	111	73
Contest Totals	700		18	370	312

Summary Results Report

OFFICIAL RESULTS

JOINT Primary
March 05, 2024

Colorado County

101 - North Columbus/Glidden

REP Justice, Supreme Court, PI 6

Vote For 1

	TOTAL	VOTE %	Absentee	Early Voting	Election Day
Jane Bland	481	100.00%	14	245	222
Total Votes Cast	481	100.00%	14	245	222
Overvotes	0		0	0	0
Undervotes	219		4	125	90
Contest Totals	700		18	370	312

REP Presiding Judge, Ct of Crim App

Vote For 1

	TOTAL	VOTE %	Absentee	Early Voting	Election Day
Sharon Keller	280	52.24%	6	151	123
David J. Schenck	256	47.76%	7	124	125
Total Votes Cast	536	100.00%	13	275	248
Overvotes	0		0	0	0
Undervotes	164		5	95	64
Contest Totals	700		18	370	312

REP Judge, Ct of Crim App, PI 7

Vote For 1

	TOTAL	VOTE %	Absentee	Early Voting	Election Day
Gina Parker	371	71.35%	10	188	173
Barbara Parker Hervey	149	28.65%	3	79	67
Total Votes Cast	520	100.00%	13	267	240
Overvotes	0		0	0	0
Undervotes	180		5	103	72
Contest Totals	700		18	370	312

REP Judge, Ct of Crim App, PI 8

Vote For 1

	TOTAL	VOTE %	Absentee	Early Voting	Election Day
Lee Finley	290	55.34%	6	152	132
Michelle Slaughter	234	44.66%	7	117	110
Total Votes Cast	524	100.00%	13	269	242
Overvotes	0		0	0	0
Undervotes	176		5	101	70
Contest Totals	700		18	370	312

JOINT Primary
March 05, 2024

Colorado County

101 - North Columbus/Glidden

REP Member, State BoE, Dist 10

Vote For 1

	TOTAL	VOTE %	Absentee	Early Voting	Election Day
"DC" Caldwell I	91	16.95%	1	51	39
Mary Bone	234	43.58%	9	117	108
Tom Maynard	212	39.48%	3	111	98
Total Votes Cast	537	100.00%	13	279	245
Overvotes	0		0	0	0
Undervotes	163		5	91	67
Contest Totals	700		18	370	312

REP State Senator, Dist 17

Vote For 1

	TOTAL	VOTE %	Absentee	Early Voting	Election Day
Joan Huffman	522	100.00%	13	271	238
Total Votes Cast	522	100.00%	13	271	238
Overvotes	0		0	0	0
Undervotes	178		5	99	74
Contest Totals	700		18	370	312

REP State Representative, Dist 85

Vote For 1

	TOTAL	VOTE %	Absentee	Early Voting	Election Day
Stan Kitzman	384	62.95%	11	199	174
Tim Greeson	226	37.05%	3	121	102
Total Votes Cast	610	100.00%	14	320	276
Overvotes	0		0	0	0
Undervotes	90		4	50	36
Contest Totals	700		18	370	312

REP Justice, 1st Ct of App Dist PI 2

Vote For 1

	TOTAL	VOTE %	Absentee	Early Voting	Election Day
Jennifer Caughey	499	100.00%	13	257	229
Total Votes Cast	499	100.00%	13	257	229
Overvotes	0		0	0	0
Undervotes	201		5	113	83
Contest Totals	700		18	370	312

JOINT Primary
March 05, 2024

Colorado County

101 - North Columbus/Glidden

REP Justice, 1st Ct of App Dist, PI 6

Vote For 1

	TOTAL	VOTE %	Absentee	Early Voting	Election Day
Andrew Johnson	493	100.00%	14	250	229
Total Votes Cast	493	100.00%	14	250	229
Overvotes	0		0	0	0
Undervotes	207		4	120	83
Contest Totals	700		18	370	312

REP Justice, 1st Ct of App Dist, PI 7

Vote For 1

	TOTAL	VOTE %	Absentee	Early Voting	Election Day
Clint Morgan	484	100.00%	14	246	224
Total Votes Cast	484	100.00%	14	246	224
Overvotes	0		0	0	0
Undervotes	216		4	124	88
Contest Totals	700		18	370	312

REP Justice, 1st Ct of App Dist, PI 8

Vote For 1

	TOTAL	VOTE %	Absentee	Early Voting	Election Day
Kristin M. Guiney	485	100.00%	13	248	224
Total Votes Cast	485	100.00%	13	248	224
Overvotes	0		0	0	0
Undervotes	215		5	122	88
Contest Totals	700		18	370	312

REP Justice, 1st Ct of App Dist, PI 9

Vote For 1

	TOTAL	VOTE %	Absentee	Early Voting	Election Day
Susanna Dokupil	487	100.00%	14	249	224
Total Votes Cast	487	100.00%	14	249	224
Overvotes	0		0	0	0
Undervotes	213		4	121	88
Contest Totals	700		18	370	312

REP Justice, 14th Ct of App Dist, PI 3

Vote For 1

	TOTAL	VOTE %	Absentee	Early Voting	Election Day
Chad Bridges	485	100.00%	13	248	224
Total Votes Cast	485	100.00%	13	248	224
Overvotes	0		0	0	0
Undervotes	215		5	122	88
Contest Totals	700		18	370	312

101 - North Columbus/Glidden

REP Justice, 14th Ct of App Dist, PI 4

Vote For 1

	TOTAL	VOTE %	Absentee	Early Voting	Election Day
Tonya McLaughlin	279	53.86%	4	154	121
Steve Rogers	239	46.14%	9	115	115
Total Votes Cast	518	100.00%	13	269	236
Overvotes	0		0	0	0
Undervotes	182		5	101	76
Contest Totals	700		18	370	312

REP Justice, 14th Ct of App Dist, PI 5

Vote For 1

	TOTAL	VOTE %	Absentee	Early Voting	Election Day
Maritza Michele Antu	475	100.00%	14	243	218
Total Votes Cast	475	100.00%	14	243	218
Overvotes	0		0	0	0
Undervotes	225		4	127	94
Contest Totals	700		18	370	312

REP Justice, 14th Ct of App Dist, PI 6

Vote For 1

	TOTAL	VOTE %	Absentee	Early Voting	Election Day
Katy Boatman	484	100.00%	12	249	223
Total Votes Cast	484	100.00%	12	249	223
Overvotes	0		0	0	0
Undervotes	216		6	121	89
Contest Totals	700		18	370	312

REP Justice, 14th Ct of App Dist, PI 8

Vote For 1

	TOTAL	VOTE %	Absentee	Early Voting	Election Day
Brad Hart	484	100.00%	13	249	222
Total Votes Cast	484	100.00%	13	249	222
Overvotes	0		0	0	0
Undervotes	216		5	121	90
Contest Totals	700		18	370	312

REP Dist Judge, 25th Judicial Dist

Vote For 1

	TOTAL	VOTE %	Absentee	Early Voting	Election Day
Bill Old	520	100.00%	14	275	231
Total Votes Cast	520	100.00%	14	275	231
Overvotes	0		0	0	0
Undervotes	180		4	95	81
Contest Totals	700		18	370	312

JOINT Primary
March 05, 2024

Colorado County

101 - North Columbus/Glidden

REP Dist Judge, 2nd 25th Judicial Dist

Vote For 1

	TOTAL	VOTE %	Absentee	Early Voting	Election Day
Jessica Richard Crawford	496	100.00%	15	259	222
Total Votes Cast	496	100.00%	15	259	222
Overvotes	0		0	0	0
Undervotes	204		3	111	90
Contest Totals	700		18	370	312

REP County Attorney

Vote For 1

	TOTAL	VOTE %	Absentee	Early Voting	Election Day
Jay Johannes	556	100.00%	15	294	247
Total Votes Cast	556	100.00%	15	294	247
Overvotes	0		0	0	0
Undervotes	144		3	76	65
Contest Totals	700		18	370	312

REP Sheriff

Vote For 1

	TOTAL	VOTE %	Absentee	Early Voting	Election Day
Justin Lindemann	363	52.76%	9	191	163
"Wendy" Alley	325	47.24%	9	169	147
Total Votes Cast	688	100.00%	18	360	310
Overvotes	0		0	0	0
Undervotes	12		0	10	2
Contest Totals	700		18	370	312

REP County Tax Assessor-Collector

Vote For 1

	TOTAL	VOTE %	Absentee	Early Voting	Election Day
Erica Kollaja	258	38.68%	9	130	119
Melinda A. Zajicek	321	48.13%	5	182	134
Bruce Besch	88	13.19%	4	37	47
Total Votes Cast	667	100.00%	18	349	300
Overvotes	0		0	0	0
Undervotes	33		0	21	12
Contest Totals	700		18	370	312

JOINT Primary
March 05, 2024

Colorado County

101 - North Columbus/Glidden

REP County Commissioner Pct 1

Vote For 1

	TOTAL	VOTE %	Absentee	Early Voting	Election Day
Shannon Owers	446	70.24%	9	248	189
Rueben Taylor	189	29.76%	4	92	93
Total Votes Cast	635	100.00%	13	340	282
Overvotes	0		0	0	0
Undervotes	65		5	30	30
Contest Totals	700		18	370	312

REP Constable Pct 1

Vote For 1

	TOTAL	VOTE %	Absentee	Early Voting	Election Day
Richard J. LaCourse	579	100.00%	15	305	259
Total Votes Cast	579	100.00%	15	305	259
Overvotes	0		0	0	0
Undervotes	121		3	65	53
Contest Totals	700		18	370	312

REP County Chair

Vote For 1

	TOTAL	VOTE %	Absentee	Early Voting	Election Day
Tom Kelley	531	100.00%	14	281	236
Total Votes Cast	531	100.00%	14	281	236
Overvotes	0		0	0	0
Undervotes	169		4	89	76
Contest Totals	700		18	370	312

REP Proposition 1

Vote For 1

	TOTAL	VOTE %	Absentee	Early Voting	Election Day
YES	570	85.46%	11	296	263
NO	97	14.54%	6	53	38
Total Votes Cast	667	100.00%	17	349	301
Overvotes	0		0	0	0
Undervotes	33		1	21	11
Contest Totals	700		18	370	312

JOINT Primary
March 05, 2024

Colorado County

101 - North Columbus/Glidden

REP Proposition 2

Vote For 1

	TOTAL	VOTE %	Absentee	Early Voting	Election Day
YES	635	93.38%	16	334	285
NO	45	6.62%	2	24	19
Total Votes Cast	680	100.00%	18	358	304
Overvotes	0		0	0	0
Undervotes	20		0	12	8
Contest Totals	700		18	370	312

REP Proposition 3

Vote For 1

	TOTAL	VOTE %	Absentee	Early Voting	Election Day
YES	625	93.01%	17	327	281
NO	47	6.99%	1	26	20
Total Votes Cast	672	100.00%	18	353	301
Overvotes	0		0	0	0
Undervotes	28		0	17	11
Contest Totals	700		18	370	312

REP Proposition 4

Vote For 1

	TOTAL	VOTE %	Absentee	Early Voting	Election Day
YES	616	91.39%	18	325	273
NO	58	8.61%	0	28	30
Total Votes Cast	674	100.00%	18	353	303
Overvotes	0		0	0	0
Undervotes	26		0	17	9
Contest Totals	700		18	370	312

REP Proposition 5

Vote For 1

	TOTAL	VOTE %	Absentee	Early Voting	Election Day
YES	576	86.23%	15	311	250
NO	92	13.77%	3	44	45
Total Votes Cast	668	100.00%	18	355	295
Overvotes	0		0	0	0
Undervotes	32		0	15	17
Contest Totals	700		18	370	312

JOINT Primary
March 05, 2024

Colorado County

101 - North Columbus/Glidden

REP Proposition 6

Vote For 1

	TOTAL	VOTE %	Absentee	Early Voting	Election Day
YES	571	85.99%	14	312	245
NO	93	14.01%	3	39	51
Total Votes Cast	664	100.00%	17	351	296
Overvotes	0		0	0	0
Undervotes	36		1	19	16
Contest Totals	700		18	370	312

REP Proposition 7

Vote For 1

	TOTAL	VOTE %	Absentee	Early Voting	Election Day
YES	479	76.40%	13	250	216
NO	148	23.60%	4	84	60
Total Votes Cast	627	100.00%	17	334	276
Overvotes	1		0	0	1
Undervotes	72		1	36	35
Contest Totals	700		18	370	312

REP Proposition 8

Vote For 1

	TOTAL	VOTE %	Absentee	Early Voting	Election Day
YES	624	93.41%	13	326	285
NO	44	6.59%	4	25	15
Total Votes Cast	668	100.00%	17	351	300
Overvotes	0		0	0	0
Undervotes	32		1	19	12
Contest Totals	700		18	370	312

REP Proposition 9

Vote For 1

	TOTAL	VOTE %	Absentee	Early Voting	Election Day
YES	470	70.89%	9	250	211
NO	193	29.11%	8	97	88
Total Votes Cast	663	100.00%	17	347	299
Overvotes	0		0	0	0
Undervotes	37		1	23	13
Contest Totals	700		18	370	312

Official Results

101 - North Columbus/Glidden

REP Proposition 10

Vote For 1

	TOTAL	VOTE %	Absentee	Early Voting	Election Day
YES	615	91.38%	13	319	283
NO	58	8.62%	4	34	20
Total Votes Cast	673	100.00%	17	353	303
Overvotes	0		0	0	0
Undervotes	27		1	17	9
Contest Totals	700		18	370	312

REP Proposition 11

Vote For 1

	TOTAL	VOTE %	Absentee	Early Voting	Election Day
YES	567	84.75%	7	297	263
NO	102	15.25%	10	54	38
Total Votes Cast	669	100.00%	17	351	301
Overvotes	1		0	0	1
Undervotes	30		1	19	10
Contest Totals	700		18	370	312

REP Proposition 12

Vote For 1

	TOTAL	VOTE %	Absentee	Early Voting	Election Day
YES	667	97.80%	17	351	299
NO	15	2.20%	1	7	7
Total Votes Cast	682	100.00%	18	358	306
Overvotes	0		0	0	0
Undervotes	18		0	12	6
Contest Totals	700		18	370	312

REP Proposition 13

Vote For 1

	TOTAL	VOTE %	Absentee	Early Voting	Election Day
YES	658	96.62%	17	348	293
NO	23	3.38%	1	11	11
Total Votes Cast	681	100.00%	18	359	304
Overvotes	0		0	0	0
Undervotes	19		0	11	8
Contest Totals	700		18	370	312

JOINT Primary
March 05, 2024

Colorado County

101 - North Columbus/Glidden

DEM President

Vote For 1

	TOTAL	VOTE %	Absentee	Early Voting	Election Day
Star Locke	0	0.00%	0	0	0
Cenk Uygur	0	0.00%	0	0	0
Dean Phillips	2	3.12%	0	0	2
Frankie Lozada	0	0.00%	0	0	0
Armando "Mando" Perez-Serrato	0	0.00%	0	0	0
Gabriel A. Cornejo	1	1.56%	0	0	1
Marianne Williamson	0	0.00%	0	0	0
Joseph R. Biden Jr.	61	95.31%	8	31	22
Total Votes Cast	64	100.00%	8	31	25
Overvotes	0		0	0	0
Undervotes	5		0	2	3
Contest Totals	69		8	33	28

DEM US Senator

Vote For 1

	TOTAL	VOTE %	Absentee	Early Voting	Election Day
Roland Gutierrez	4	6.15%	0	1	3
Meri Gomez	2	3.08%	0	2	0
Thierry Tchenko	1	1.54%	0	1	0
A. "Robert" Hassan	1	1.54%	0	0	1
Colin Allred	49	75.38%	5	23	21
Steven J. Keough	3	4.62%	1	1	1
Mark Gonzalez	4	6.15%	0	2	2
Carl Oscar Sherman	1	1.54%	1	0	0
Heli Rodriguez Prilliman	0	0.00%	0	0	0
Total Votes Cast	65	100.00%	7	30	28
Overvotes	0		0	0	0
Undervotes	4		1	3	0
Contest Totals	69		8	33	28

DEM US Representative, Dist 10

Vote For 1

	TOTAL	VOTE %	Absentee	Early Voting	Election Day
Theresa Boisseau	33	54.10%	4	16	13
Keith McPhail	28	45.90%	3	10	15
Total Votes Cast	61	100.00%	7	26	28
Overvotes	0		0	0	0
Undervotes	8		1	7	0
Contest Totals	69		8	33	28

JOINT Primary
March 05, 2024

Colorado County

101 - North Columbus/Glidden

DEM Railroad Commissioner

Vote For 1

	TOTAL	VOTE %	Absentee	Early Voting	Election Day
Katherine Culbert	41	67.21%	4	19	18
Bill Burch	20	32.79%	4	7	9
Total Votes Cast	61	100.00%	8	26	27
Overvotes	0		0	0	0
Undervotes	8		0	7	1
Contest Totals	69		8	33	28

DEM Justice, Supreme Court, PI 2

Vote For 1

	TOTAL	VOTE %	Absentee	Early Voting	Election Day
DaSean Jones	34	56.67%	1	16	17
Randy Sarosdy	26	43.33%	6	11	9
Total Votes Cast	60	100.00%	7	27	26
Overvotes	0		0	0	0
Undervotes	9		1	6	2
Contest Totals	69		8	33	28

DEM Justice, Supreme Court, PI 4

Vote For 1

	TOTAL	VOTE %	Absentee	Early Voting	Election Day
Christine Vinh Weems	56	100.00%	8	25	23
Total Votes Cast	56	100.00%	8	25	23
Overvotes	0		0	0	0
Undervotes	13		0	8	5
Contest Totals	69		8	33	28

DEM Justice, Supreme Court, PI 6

Vote For 1

	TOTAL	VOTE %	Absentee	Early Voting	Election Day
Bonnie Lee Goldstein	44	72.13%	4	20	20
Joe Pool	17	27.87%	3	7	7
Total Votes Cast	61	100.00%	7	27	27
Overvotes	0		0	0	0
Undervotes	8		1	6	1
Contest Totals	69		8	33	28

101 - North Columbus/Glidden

DEM Presiding Judge, Ct of Crim App

Vote For 1

	TOTAL	VOTE %	Absentee	Early Voting	Election Day
Holly Taylor	54	100.00%	7	25	22
Total Votes Cast	54	100.00%	7	25	22
Overvotes	0		0	0	0
Undervotes	15		1	8	6
Contest Totals	69		8	33	28

DEM Judge, Ct of Crim App, PI 7

Vote For 1

	TOTAL	VOTE %	Absentee	Early Voting	Election Day
Nancy Mulder	53	100.00%	7	24	22
Total Votes Cast	53	100.00%	7	24	22
Overvotes	0		0	0	0
Undervotes	16		1	9	6
Contest Totals	69		8	33	28

DEM Judge, Ct of Crim App, PI 8

Vote For 1

	TOTAL	VOTE %	Absentee	Early Voting	Election Day
Chika Anyiam	55	100.00%	7	25	23
Total Votes Cast	55	100.00%	7	25	23
Overvotes	0		0	0	0
Undervotes	14		1	8	5
Contest Totals	69		8	33	28

DEM Member, State BoE, Dist 10

Vote For 1

	TOTAL	VOTE %	Absentee	Early Voting	Election Day
Raquel Saenz Ortiz	42	75.00%	5	17	20
DC Caldwell I	14	25.00%	2	6	6
Total Votes Cast	56	100.00%	7	23	26
Overvotes	0		0	0	0
Undervotes	13		1	10	2
Contest Totals	69		8	33	28

DEM State Senator, Dist 17

Vote For 1

	TOTAL	VOTE %	Absentee	Early Voting	Election Day
Kathy Cheng	57	100.00%	8	25	24
Total Votes Cast	57	100.00%	8	25	24
Overvotes	0		0	0	0
Undervotes	12		0	8	4
Contest Totals	69		8	33	28

Summary Results Report

JOINT Primary

March 05, 2024

OFFICIAL RESULTS

Colorado County

101 - North Columbus/Glidden

DEM Justice, 1st Ct of App Dist, PI 2

Vote For 1

	TOTAL	VOTE %	Absentee	Early Voting	Election Day
Brendetta Scott	43	75.44%	4	19	20
Gordon Goodman	14	24.56%	3	6	5
Total Votes Cast	57	100.00%	7	25	25
Overvotes	0		0	0	0
Undervotes	12		1	8	3
Contest Totals	69		8	33	28

DEM Justice, 1st Ct of App Dist, PI 6

Vote For 1

	TOTAL	VOTE %	Absentee	Early Voting	Election Day
Sarah Beth Landau	55	100.00%	8	25	22
Total Votes Cast	55	100.00%	8	25	22
Overvotes	0		0	0	0
Undervotes	14		0	8	6
Contest Totals	69		8	33	28

DEM Justice, 1st Ct of App Dist, PI 7

Vote For 1

	TOTAL	VOTE %	Absentee	Early Voting	Election Day
Julie Countiss	54	100.00%	8	24	22
Total Votes Cast	54	100.00%	8	24	22
Overvotes	0		0	0	0
Undervotes	15		0	9	6
Contest Totals	69		8	33	28

DEM Justice, 1st Ct of App Dist, PI 8

Vote For 1

	TOTAL	VOTE %	Absentee	Early Voting	Election Day
Richard Hightower	39	65.00%	5	16	18
Ysidra "Sissy" Kyles	21	35.00%	2	11	8
Total Votes Cast	60	100.00%	7	27	26
Overvotes	0		0	0	0
Undervotes	9		1	6	2
Contest Totals	69		8	33	28

Summary Results Report

JOINT Primary

March 05, 2024

OFFICIAL RESULTS

Colorado County

101 - North Columbus/Glidden

DEM Justice, 1st Ct of App Dist, PI 9

Vote For 1

	TOTAL	VOTE %	Absentee	Early Voting	Election Day
Peter Kelly	24	41.38%	4	10	10
Amber Boyd-Cora	34	58.62%	3	16	15
Total Votes Cast	58	100.00%	7	26	25
Overvotes	0		0	0	0
Undervotes	11		1	7	3
Contest Totals	69		8	33	28

DEM Justice, 14th Ct of App Dist, PI 3

Vote For 1

	TOTAL	VOTE %	Absentee	Early Voting	Election Day
Velda Renita Faulkner	23	38.33%	4	11	8
Mark Ritchie	15	25.00%	2	5	8
Chuck Silverman	6	10.00%	0	2	4
Jerry Zimmerer	16	26.67%	1	10	5
Total Votes Cast	60	100.00%	7	28	25
Overvotes	0		0	0	0
Undervotes	9		1	5	3
Contest Totals	69		8	33	28

DEM Justice, 14th Ct of App Dist, PI 4

Vote For 1

	TOTAL	VOTE %	Absentee	Early Voting	Election Day
Charles Spain	39	68.42%	6	21	12
Derek Obialo	18	31.58%	1	5	12
Total Votes Cast	57	100.00%	7	26	24
Overvotes	0		0	0	0
Undervotes	12		1	7	4
Contest Totals	69		8	33	28

DEM Justice, 14th Ct of App Dist, PI 5

Vote For 1

	TOTAL	VOTE %	Absentee	Early Voting	Election Day
Frances Bourliot	54	100.00%	8	24	22
Total Votes Cast	54	100.00%	8	24	22
Overvotes	0		0	0	0
Undervotes	15		0	9	6
Contest Totals	69		8	33	28

Summary Results Report

JOINT Primary

March 05, 2024

OFFICIAL RESULTS

Colorado County

101 - North Columbus/Glidden

DEM Justice, 14th Ct of App Dist, PI 6

Vote For 1

	TOTAL	VOTE %	Absentee	Early Voting	Election Day
Meagan Hassan	35	59.32%	4	17	14
Sara Padua Cordua	24	40.68%	3	11	10
Total Votes Cast	59	100.00%	7	28	24
Overvotes	0		0	0	0
Undervotes	10		1	5	4
Contest Totals	69		8	33	28

DEM Justice, 14th Ct of App Dist, PI 8

Vote For 1

	TOTAL	VOTE %	Absentee	Early Voting	Election Day
Margaret "Meg" Poissant	55	100.00%	8	25	22
Total Votes Cast	55	100.00%	8	25	22
Overvotes	0		0	0	0
Undervotes	14		0	8	6
Contest Totals	69		8	33	28

DEM County Chair

Vote For 1

	TOTAL	VOTE %	Absentee	Early Voting	Election Day
Wayne Lefferd	57	100.00%	8	26	23
Total Votes Cast	57	100.00%	8	26	23
Overvotes	0		0	0	0
Undervotes	12		0	7	5
Contest Totals	69		8	33	28

Official Results

Summary Results Report

JOINT Primary
March 05, 2024

OFFICIAL RESULTS

Colorado County

102 - Rock Island

Statistics

	TOTAL	Absentee	Early Voting	Election Day
Registered Voters - Total	322			
Registered Voters - Republican Party	0			
Registered Voters - Democratic Party	0			
Registered Voters - NONPARTISAN	322			
Ballots Cast - Total	148	2	54	92
Ballots Cast - Republican Party	144	2	51	91
Ballots Cast - Democratic Party	4	0	3	1
Ballots Cast - NONPARTISAN	0	0	0	0
Ballots Cast - Blank	0	0	0	0
Voter Turnout - Total	45.96%			
Voter Turnout - Republican Party	0.00%			
Voter Turnout - Democratic Party	0.00%			
Voter Turnout - NONPARTISAN	0.00%			

REP President

Vote For 1

	TOTAL	VOTE %	Absentee	Early Voting	Election Day
Nikki Haley	12	8.45%	1	3	8
Vivek Ramaswamy	0	0.00%	0	0	0
David Stuckenberg	0	0.00%	0	0	0
Ron DeSantis	0	0.00%	0	0	0
Chris Christie	0	0.00%	0	0	0
Ryan L. Binkley	0	0.00%	0	0	0
Donald J. Trump	128	90.14%	1	46	81
Asa Hutchinson	0	0.00%	0	0	0
Uncommitted	2	1.41%	0	1	1
Total Votes Cast	142	100.00%	2	50	90
Overvotes	0		0	0	0
Undervotes	2		0	1	1
Contest Totals	144		2	51	91

REP US Senator

Vote For 1

	TOTAL	VOTE %	Absentee	Early Voting	Election Day
Ted Cruz	115	85.19%	1	39	75
R E (Rufus) Lopez	6	4.44%	0	4	2
Holland "Redd" Gibson	14	10.37%	1	5	8
Total Votes Cast	135	100.00%	2	48	85
Overvotes	0		0	0	0
Undervotes	9		0	3	6
Contest Totals	144		2	51	91

Summary Results Report

JOINT Primary
March 05, 2024

OFFICIAL RESULTS

Colorado County

102 - Rock Island

REP US Representative, Dist 10

Vote For 1

	TOTAL	VOTE %	Absentee	Early Voting	Election Day
Michael T. McCaul	81	63.78%	1	28	52
Jared B. Lovelace	46	36.22%	1	19	26
Total Votes Cast	127	100.00%	2	47	78
Overvotes	0		0	0	0
Undervotes	17		0	4	13
Contest Totals	144		2	51	91

REP Railroad Commissioner

Vote For 1

	TOTAL	VOTE %	Absentee	Early Voting	Election Day
James "Jim" Matlock	55	44.72%	0	19	36
Corey Howell	10	8.13%	0	6	4
Petra Reyes	3	2.44%	0	3	0
Christie Clark	14	11.38%	1	1	12
Christi Craddick	41	33.33%	0	17	24
Total Votes Cast	123	100.00%	1	46	76
Overvotes	0		0	0	0
Undervotes	21		1	5	15
Contest Totals	144		2	51	91

REP Justice, Supreme Court, PI 2

Vote For 1

	TOTAL	VOTE %	Absentee	Early Voting	Election Day
Jimmy Blacklock	104	100.00%	0	43	61
Total Votes Cast	104	100.00%	0	43	61
Overvotes	0		0	0	0
Undervotes	40		2	8	30
Contest Totals	144		2	51	91

REP Justice, Supreme Court, PI 4

Vote For 1

	TOTAL	VOTE %	Absentee	Early Voting	Election Day
Brian Walker	72	65.45%	1	27	44
John Devine	38	34.55%	0	15	23
Total Votes Cast	110	100.00%	1	42	67
Overvotes	0		0	0	0
Undervotes	34		1	9	24
Contest Totals	144		2	51	91

JOINT Primary
March 05, 2024

Colorado County

102 - Rock Island

REP Justice, Supreme Court, PI 6

Vote For 1

	TOTAL	VOTE %	Absentee	Early Voting	Election Day
Jane Bland	108	100.00%	0	45	63
Total Votes Cast	108	100.00%	0	45	63
Overvotes	0		0	0	0
Undervotes	36		2	6	28
Contest Totals	144		2	51	91

REP Presiding Judge, Ct of Crim App

Vote For 1

	TOTAL	VOTE %	Absentee	Early Voting	Election Day
Sharon Keller	52	44.44%	0	25	27
David J. Schenck	65	55.56%	1	20	44
Total Votes Cast	117	100.00%	1	45	71
Overvotes	0		0	0	0
Undervotes	27		1	6	20
Contest Totals	144		2	51	91

REP Judge, Ct of Crim App, PI 7

Vote For 1

	TOTAL	VOTE %	Absentee	Early Voting	Election Day
Gina Parker	81	71.05%	0	28	53
Barbara Parker Hervey	33	28.95%	1	16	16
Total Votes Cast	114	100.00%	1	44	69
Overvotes	0		0	0	0
Undervotes	30		1	7	22
Contest Totals	144		2	51	91

REP Judge, Ct of Crim App, PI 8

Vote For 1

	TOTAL	VOTE %	Absentee	Early Voting	Election Day
Lee Finley	58	50.43%	1	23	34
Michelle Slaughter	57	49.57%	0	21	36
Total Votes Cast	115	100.00%	1	44	70
Overvotes	0		0	0	0
Undervotes	29		1	7	21
Contest Totals	144		2	51	91

Summary Results Report

JOINT Primary
March 05, 2024

OFFICIAL RESULTS

Colorado County

102 - Rock Island

REP Member, State BoE, Dist 10

Vote For 1

	TOTAL	VOTE %	Absentee	Early Voting	Election Day
"DC" Caldwell I	21	17.80%	0	9	12
Mary Bone	45	38.14%	1	13	31
Tom Maynard	52	44.07%	1	23	28
Total Votes Cast	118	100.00%	2	45	71
Overvotes	0		0	0	0
Undervotes	26		0	6	20
Contest Totals	144		2	51	91

REP State Senator, Dist 17

Vote For 1

	TOTAL	VOTE %	Absentee	Early Voting	Election Day
Joan Huffman	111	100.00%	0	44	67
Total Votes Cast	111	100.00%	0	44	67
Overvotes	0		0	0	0
Undervotes	33		2	7	24
Contest Totals	144		2	51	91

REP State Representative, Dist 85

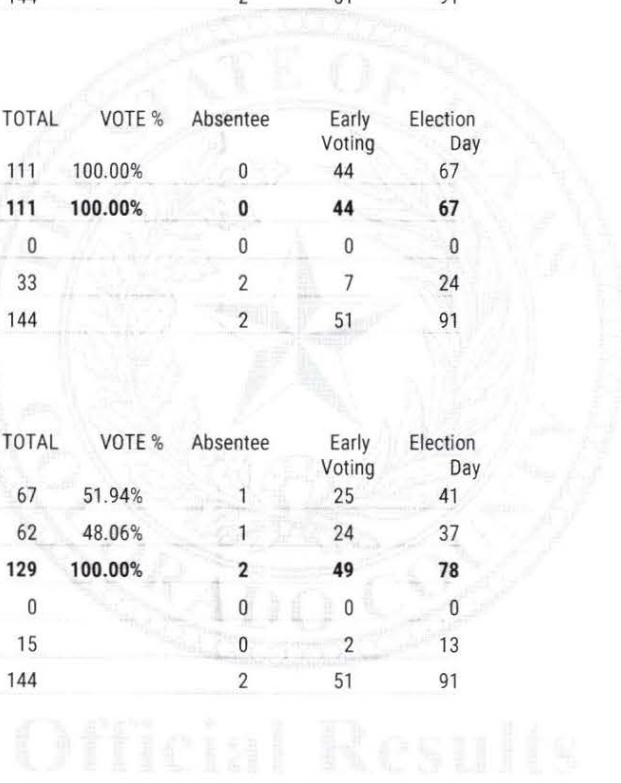
Vote For 1

	TOTAL	VOTE %	Absentee	Early Voting	Election Day
Stan Kitzman	67	51.94%	1	25	41
Tim Greeson	62	48.06%	1	24	37
Total Votes Cast	129	100.00%	2	49	78
Overvotes	0		0	0	0
Undervotes	15		0	2	13
Contest Totals	144		2	51	91

REP Justice, 1st Ct of App Dist PI 2

Vote For 1

	TOTAL	VOTE %	Absentee	Early Voting	Election Day
Jennifer Caughey	108	100.00%	0	43	65
Total Votes Cast	108	100.00%	0	43	65
Overvotes	0		0	0	0
Undervotes	36		2	8	26
Contest Totals	144		2	51	91



Official Results

Summary Results Report

JOINT Primary
March 05, 2024

102 - Rock Island

REP Justice, 1st Ct of App Dist, PI 6

Vote For 1

	TOTAL	VOTE %	Absentee	Early Voting	Election Day
Andrew Johnson	106	100.00%	0	42	64
Total Votes Cast	106	100.00%	0	42	64
Overvotes	0		0	0	0
Undervotes	38		2	9	27
Contest Totals	144		2	51	91

REP Justice, 1st Ct of App Dist, PI 7

Vote For 1

	TOTAL	VOTE %	Absentee	Early Voting	Election Day
Clint Morgan	107	100.00%	0	42	65
Total Votes Cast	107	100.00%	0	42	65
Overvotes	0		0	0	0
Undervotes	37		2	9	26
Contest Totals	144		2	51	91

REP Justice, 1st Ct of App Dist, PI 8

Vote For 1

	TOTAL	VOTE %	Absentee	Early Voting	Election Day
Kristin M. Guiney	107	100.00%	0	42	65
Total Votes Cast	107	100.00%	0	42	65
Overvotes	0		0	0	0
Undervotes	37		2	9	26
Contest Totals	144		2	51	91

REP Justice, 1st Ct of App Dist, PI 9

Vote For 1

	TOTAL	VOTE %	Absentee	Early Voting	Election Day
Susanna Dokupil	108	100.00%	0	43	65
Total Votes Cast	108	100.00%	0	43	65
Overvotes	0		0	0	0
Undervotes	36		2	8	26
Contest Totals	144		2	51	91

REP Justice, 14th Ct of App Dist, PI 3

Vote For 1

	TOTAL	VOTE %	Absentee	Early Voting	Election Day
Chad Bridges	108	100.00%	0	43	65
Total Votes Cast	108	100.00%	0	43	65
Overvotes	0		0	0	0
Undervotes	36		2	8	26
Contest Totals	144		2	51	91

Summary Results Report

JOINT Primary
March 05, 2024

OFFICIAL RESULTS

Colorado County

102 - Rock Island

REP Justice, 14th Ct of App Dist, PI 4

Vote For 1

	TOTAL	VOTE %	Absentee	Early Voting	Election Day
Tonya McLaughlin	60	53.57%	0	25	35
Steve Rogers	52	46.43%	1	18	33
Total Votes Cast	112	100.00%	1	43	68
Overvotes	0		0	0	0
Undervotes	32		1	8	23
Contest Totals	144		2	51	91

REP Justice, 14th Ct of App Dist, PI 5

Vote For 1

	TOTAL	VOTE %	Absentee	Early Voting	Election Day
Maritza Michele Antu	106	100.00%	0	43	63
Total Votes Cast	106	100.00%	0	43	63
Overvotes	0		0	0	0
Undervotes	38		2	8	28
Contest Totals	144		2	51	91

REP Justice, 14th Ct of App Dist, PI 6

Vote For 1

	TOTAL	VOTE %	Absentee	Early Voting	Election Day
Katy Boatman	107	100.00%	0	43	64
Total Votes Cast	107	100.00%	0	43	64
Overvotes	0		0	0	0
Undervotes	37		2	8	27
Contest Totals	144		2	51	91

REP Justice, 14th Ct of App Dist, PI 8

Vote For 1

	TOTAL	VOTE %	Absentee	Early Voting	Election Day
Brad Hart	107	100.00%	0	43	64
Total Votes Cast	107	100.00%	0	43	64
Overvotes	0		0	0	0
Undervotes	37		2	8	27
Contest Totals	144		2	51	91

REP Dist Judge, 25th Judicial Dist

Vote For 1

	TOTAL	VOTE %	Absentee	Early Voting	Election Day
Bill Old	107	100.00%	0	42	65
Total Votes Cast	107	100.00%	0	42	65
Overvotes	0		0	0	0
Undervotes	37		2	9	26
Contest Totals	144		2	51	91

Summary Results Report

JOINT Primary
March 05, 2024

OFFICIAL RESULTS

Colorado County

102 - Rock Island

REP Dist Judge, 2nd 25th Judicial Dist

Vote For 1

	TOTAL	VOTE %	Absentee	Early Voting	Election Day
Jessica Richard Crawford	106	100.00%	0	41	65
Total Votes Cast	106	100.00%	0	41	65
Overvotes	0		0	0	0
Undervotes	38		2	10	26
Contest Totals	144		2	51	91

REP County Attorney

Vote For 1

	TOTAL	VOTE %	Absentee	Early Voting	Election Day
Jay Johannes	107	100.00%	0	42	65
Total Votes Cast	107	100.00%	0	42	65
Overvotes	0		0	0	0
Undervotes	37		2	9	26
Contest Totals	144		2	51	91

REP Sheriff

Vote For 1

	TOTAL	VOTE %	Absentee	Early Voting	Election Day
Justin Lindemann	98	69.50%	2	31	65
"Wendy" Alley	43	30.50%	0	19	24
Total Votes Cast	141	100.00%	2	50	89
Overvotes	0		0	0	0
Undervotes	3		0	1	2
Contest Totals	144		2	51	91

REP County Tax Assessor-Collector

Vote For 1

	TOTAL	VOTE %	Absentee	Early Voting	Election Day
Erica Kollaja	54	40.60%	0	23	31
Melinda A. Zajicek	59	44.36%	0	18	41
Bruce Besch	20	15.04%	1	6	13
Total Votes Cast	133	100.00%	1	47	85
Overvotes	0		0	0	0
Undervotes	11		1	4	6
Contest Totals	144		2	51	91

Summary Results Report

JOINT Primary
March 05, 2024

OFFICIAL RESULTS

Colorado County

102 - Rock Island

REP County Commissioner Pct 1

Vote For 1

	TOTAL	VOTE %	Absentee	Early Voting	Election Day
Shannon Owers	66	46.15%	2	29	35
Rueben Taylor	77	53.85%	0	22	55
Total Votes Cast	143	100.00%	2	51	90
Overvotes	0		0	0	0
Undervotes	1		0	0	1
Contest Totals	144		2	51	91

REP Constable Pct 1

Vote For 1

	TOTAL	VOTE %	Absentee	Early Voting	Election Day
Richard J. LaCourse	121	100.00%	0	46	75
Total Votes Cast	121	100.00%	0	46	75
Overvotes	0		0	0	0
Undervotes	23		2	5	16
Contest Totals	144		2	51	91

REP County Chair

Vote For 1

	TOTAL	VOTE %	Absentee	Early Voting	Election Day
Tom Kelley	116	100.00%	0	43	73
Total Votes Cast	116	100.00%	0	43	73
Overvotes	0		0	0	0
Undervotes	28		2	8	18
Contest Totals	144		2	51	91

REP Proposition 1

Vote For 1

	TOTAL	VOTE %	Absentee	Early Voting	Election Day
YES	120	86.96%	0	43	77
NO	18	13.04%	1	8	9
Total Votes Cast	138	100.00%	1	51	86
Overvotes	0		0	0	0
Undervotes	6		1	0	5
Contest Totals	144		2	51	91

Summary Results Report

JOINT Primary
March 05, 2024

OFFICIAL RESULTS

Colorado County

102 - Rock Island

REP Proposition 2

Vote For 1

	TOTAL	VOTE %	Absentee	Early Voting	Election Day
YES	130	92.86%	1	46	83
NO	10	7.14%	1	4	5
Total Votes Cast	140	100.00%	2	50	88
Overvotes	0		0	0	0
Undervotes	4		0	1	3
Contest Totals	144		2	51	91

REP Proposition 3

Vote For 1

	TOTAL	VOTE %	Absentee	Early Voting	Election Day
YES	123	90.44%	0	43	80
NO	13	9.56%	1	6	6
Total Votes Cast	136	100.00%	1	49	86
Overvotes	0		0	0	0
Undervotes	8		1	2	5
Contest Totals	144		2	51	91

REP Proposition 4

Vote For 1

	TOTAL	VOTE %	Absentee	Early Voting	Election Day
YES	121	86.43%	2	45	74
NO	19	13.57%	0	5	14
Total Votes Cast	140	100.00%	2	50	88
Overvotes	0		0	0	0
Undervotes	4		0	1	3
Contest Totals	144		2	51	91

REP Proposition 5

Vote For 1

	TOTAL	VOTE %	Absentee	Early Voting	Election Day
YES	116	84.06%	1	43	72
NO	22	15.94%	1	7	14
Total Votes Cast	138	100.00%	2	50	86
Overvotes	0		0	0	0
Undervotes	6		0	1	5
Contest Totals	144		2	51	91

Official Results

Summary Results Report

JOINT Primary
March 05, 2024

OFFICIAL RESULTS

Colorado County

102 - Rock Island

REP Proposition 6

Vote For 1

	TOTAL	VOTE %	Absentee	Early Voting	Election Day
YES	124	91.18%	0	48	76
NO	12	8.82%	1	2	9
Total Votes Cast	136	100.00%	1	50	85
Overvotes	0		0	0	0
Undervotes	8		1	1	6
Contest Totals	144		2	51	91

REP Proposition 7

Vote For 1

	TOTAL	VOTE %	Absentee	Early Voting	Election Day
YES	107	82.95%	1	39	67
NO	22	17.05%	0	6	16
Total Votes Cast	129	100.00%	1	45	83
Overvotes	0		0	0	0
Undervotes	15		1	6	8
Contest Totals	144		2	51	91

REP Proposition 8

Vote For 1

	TOTAL	VOTE %	Absentee	Early Voting	Election Day
YES	132	94.29%	2	47	83
NO	8	5.71%	0	3	5
Total Votes Cast	140	100.00%	2	50	88
Overvotes	0		0	0	0
Undervotes	4		0	1	3
Contest Totals	144		2	51	91

REP Proposition 9

Vote For 1

	TOTAL	VOTE %	Absentee	Early Voting	Election Day
YES	96	69.06%	1	34	61
NO	43	30.94%	1	17	25
Total Votes Cast	139	100.00%	2	51	86
Overvotes	0		0	0	0
Undervotes	5		0	0	5
Contest Totals	144		2	51	91

Summary Results Report

JOINT Primary
March 05, 2024

OFFICIAL RESULTS

Colorado County

102 - Rock Island

REP Proposition 10

Vote For 1

	TOTAL	VOTE %	Absentee	Early Voting	Election Day
YES	129	93.48%	1	46	82
NO	9	6.52%	0	3	6
Total Votes Cast	138	100.00%	1	49	88
Overvotes	0		0	0	0
Undervotes	6		1	2	3
Contest Totals	144		2	51	91

REP Proposition 11

Vote For 1

	TOTAL	VOTE %	Absentee	Early Voting	Election Day
YES	120	87.59%	2	42	76
NO	17	12.41%	0	7	10
Total Votes Cast	137	100.00%	2	49	86
Overvotes	0		0	0	0
Undervotes	7		0	2	5
Contest Totals	144		2	51	91

REP Proposition 12

Vote For 1

	TOTAL	VOTE %	Absentee	Early Voting	Election Day
YES	138	98.57%	2	49	87
NO	2	1.43%	0	1	1
Total Votes Cast	140	100.00%	2	50	88
Overvotes	0		0	0	0
Undervotes	4		0	1	3
Contest Totals	144		2	51	91

REP Proposition 13

Vote For 1

	TOTAL	VOTE %	Absentee	Early Voting	Election Day
YES	133	95.00%	2	48	83
NO	7	5.00%	0	2	5
Total Votes Cast	140	100.00%	2	50	88
Overvotes	0		0	0	0
Undervotes	4		0	1	3
Contest Totals	144		2	51	91

Summary Results Report

OFFICIAL RESULTS

JOINT Primary
March 05, 2024

Colorado County

102 - Rock Island

DEM President

Vote For 1

	TOTAL	VOTE %	Absentee	Early Voting	Election Day
Star Locke	0	0.00%	0	0	0
Cenk Uygur	0	0.00%	0	0	0
Dean Phillips	0	0.00%	0	0	0
Frankie Lozada	0	0.00%	0	0	0
Armando "Mando" Perez-Serrato	0	0.00%	0	0	0
Gabriel A. Cornejo	0	0.00%	0	0	0
Marianne Williamson	0	0.00%	0	0	0
Joseph R. Biden Jr.	4	100.00%	0	3	1
Total Votes Cast	4	100.00%	0	3	1
Overvotes	0		0	0	0
Undervotes	0		0	0	0
Contest Totals	4		0	3	1

DEM US Senator

Vote For 1

	TOTAL	VOTE %	Absentee	Early Voting	Election Day
Roland Gutierrez	2	50.00%	0	2	0
Meri Gomez	0	0.00%	0	0	0
Thierry Tchenko	0	0.00%	0	0	0
A. "Robert" Hassan	1	25.00%	0	1	0
Colin Allred	1	25.00%	0	0	1
Steven J. Keough	0	0.00%	0	0	0
Mark Gonzalez	0	0.00%	0	0	0
Carl Oscar Sherman	0	0.00%	0	0	0
Heli Rodriguez Prilliman	0	0.00%	0	0	0
Total Votes Cast	4	100.00%	0	3	1
Overvotes	0		0	0	0
Undervotes	0		0	0	0
Contest Totals	4		0	3	1

DEM US Representative, Dist 10

Vote For 1

	TOTAL	VOTE %	Absentee	Early Voting	Election Day
Theresa Boisseau	2	50.00%	0	2	0
Keith McPhail	2	50.00%	0	1	1
Total Votes Cast	4	100.00%	0	3	1
Overvotes	0		0	0	0
Undervotes	0		0	0	0
Contest Totals	4		0	3	1

Summary Results Report

JOINT Primary
March 05, 2024

102 - Rock Island

DEM Railroad Commissioner

Vote For 1

	TOTAL	VOTE %	Absentee	Early Voting	Election Day
Katherine Culbert	3	75.00%	0	2	1
Bill Burch	1	25.00%	0	1	0
Total Votes Cast	4	100.00%	0	3	1
Overvotes	0		0	0	0
Undervotes	0		0	0	0
Contest Totals	4		0	3	1

DEM Justice, Supreme Court, PI 2

Vote For 1

	TOTAL	VOTE %	Absentee	Early Voting	Election Day
DaSean Jones	2	50.00%	0	1	1
Randy Sarosdy	2	50.00%	0	2	0
Total Votes Cast	4	100.00%	0	3	1
Overvotes	0		0	0	0
Undervotes	0		0	0	0
Contest Totals	4		0	3	1

DEM Justice, Supreme Court, PI 4

Vote For 1

	TOTAL	VOTE %	Absentee	Early Voting	Election Day
Christine Vinh Weems	4	100.00%	0	3	1
Total Votes Cast	4	100.00%	0	3	1
Overvotes	0		0	0	0
Undervotes	0		0	0	0
Contest Totals	4		0	3	1

DEM Justice, Supreme Court, PI 6

Vote For 1

	TOTAL	VOTE %	Absentee	Early Voting	Election Day
Bonnie Lee Goldstein	3	75.00%	0	3	0
Joe Pool	1	25.00%	0	0	1
Total Votes Cast	4	100.00%	0	3	1
Overvotes	0		0	0	0
Undervotes	0		0	0	0
Contest Totals	4		0	3	1

Summary Results Report

JOINT Primary
March 05, 2024

OFFICIAL RESULTS

Colorado County

102 - Rock Island

DEM Presiding Judge, Ct of Crim App

Vote For 1

	TOTAL	VOTE %	Absentee	Early Voting	Election Day
Holly Taylor	4	100.00%	0	3	1
Total Votes Cast	4	100.00%	0	3	1
Overvotes	0		0	0	0
Undervotes	0		0	0	0
Contest Totals	4		0	3	1

DEM Judge, Ct of Crim App, PI 7

Vote For 1

	TOTAL	VOTE %	Absentee	Early Voting	Election Day
Nancy Mulder	4	100.00%	0	3	1
Total Votes Cast	4	100.00%	0	3	1
Overvotes	0		0	0	0
Undervotes	0		0	0	0
Contest Totals	4		0	3	1

DEM Judge, Ct of Crim App, PI 8

Vote For 1

	TOTAL	VOTE %	Absentee	Early Voting	Election Day
Chika Anyiam	4	100.00%	0	3	1
Total Votes Cast	4	100.00%	0	3	1
Overvotes	0		0	0	0
Undervotes	0		0	0	0
Contest Totals	4		0	3	1

DEM Member, State BoE, Dist 10

Vote For 1

	TOTAL	VOTE %	Absentee	Early Voting	Election Day
Raquel Saenz Ortiz	3	75.00%	0	2	1
DC Caldwell I	1	25.00%	0	1	0
Total Votes Cast	4	100.00%	0	3	1
Overvotes	0		0	0	0
Undervotes	0		0	0	0
Contest Totals	4		0	3	1

DEM State Senator, Dist 17

Vote For 1

	TOTAL	VOTE %	Absentee	Early Voting	Election Day
Kathy Cheng	4	100.00%	0	3	1
Total Votes Cast	4	100.00%	0	3	1
Overvotes	0		0	0	0
Undervotes	0		0	0	0
Contest Totals	4		0	3	1

Summary Results Report

JOINT Primary

March 05, 2024

102 - Rock Island

DEM Justice, 1st Ct of App Dist, PI 2

Vote For 1

	TOTAL	VOTE %	Absentee	Early Voting	Election Day
Brendetta Scott	3	75.00%	0	2	1
Gordon Goodman	1	25.00%	0	1	0
Total Votes Cast	4	100.00%	0	3	1
Overvotes	0		0	0	0
Undervotes	0		0	0	0
Contest Totals	4		0	3	1

DEM Justice, 1st Ct of App Dist, PI 6

Vote For 1

	TOTAL	VOTE %	Absentee	Early Voting	Election Day
Sarah Beth Landau	4	100.00%	0	3	1
Total Votes Cast	4	100.00%	0	3	1
Overvotes	0		0	0	0
Undervotes	0		0	0	0
Contest Totals	4		0	3	1

DEM Justice, 1st Ct of App Dist, PI 7

Vote For 1

	TOTAL	VOTE %	Absentee	Early Voting	Election Day
Julie Countiss	4	100.00%	0	3	1
Total Votes Cast	4	100.00%	0	3	1
Overvotes	0		0	0	0
Undervotes	0		0	0	0
Contest Totals	4		0	3	1

DEM Justice, 1st Ct of App Dist, PI 8

Vote For 1

	TOTAL	VOTE %	Absentee	Early Voting	Election Day
Richard Hightower	3	75.00%	0	2	1
Ysidra "Sissy" Kyles	1	25.00%	0	1	0
Total Votes Cast	4	100.00%	0	3	1
Overvotes	0		0	0	0
Undervotes	0		0	0	0
Contest Totals	4		0	3	1

Summary Results Report

OFFICIAL RESULTS

JOINT Primary

March 05, 2024

Colorado County

102 - Rock Island

DEM Justice, 1st Ct of App Dist, PI 9

Vote For 1

	TOTAL	VOTE %	Absentee	Early Voting	Election Day
Peter Kelly	2	50.00%	0	2	0
Amber Boyd-Cora	2	50.00%	0	1	1
Total Votes Cast	4	100.00%	0	3	1
Overvotes	0		0	0	0
Undervotes	0		0	0	0
Contest Totals	4		0	3	1

DEM Justice, 14th Ct of App Dist, PI 3

Vote For 1

	TOTAL	VOTE %	Absentee	Early Voting	Election Day
Velda Renita Faulkner	3	75.00%	0	2	1
Mark Ritchie	1	25.00%	0	1	0
Chuck Silverman	0	0.00%	0	0	0
Jerry Zimmerer	0	0.00%	0	0	0
Total Votes Cast	4	100.00%	0	3	1
Overvotes	0		0	0	0
Undervotes	0		0	0	0
Contest Totals	4		0	3	1

DEM Justice, 14th Ct of App Dist, PI 4

Vote For 1

	TOTAL	VOTE %	Absentee	Early Voting	Election Day
Charles Spain	3	75.00%	0	2	1
Derek Obialo	1	25.00%	0	1	0
Total Votes Cast	4	100.00%	0	3	1
Overvotes	0		0	0	0
Undervotes	0		0	0	0
Contest Totals	4		0	3	1

DEM Justice, 14th Ct of App Dist, PI 5

Vote For 1

	TOTAL	VOTE %	Absentee	Early Voting	Election Day
Frances Bourliot	4	100.00%	0	3	1
Total Votes Cast	4	100.00%	0	3	1
Overvotes	0		0	0	0
Undervotes	0		0	0	0
Contest Totals	4		0	3	1

Summary Results Report

OFFICIAL RESULTS

JOINT Primary
March 05, 2024

Colorado County

102 - Rock Island

DEM Justice, 14th Ct of App Dist, PI 6

Vote For 1

	TOTAL	VOTE %	Absentee	Early Voting	Election Day
Meagan Hassan	3	75.00%	0	2	1
Sara Padua Cordua	1	25.00%	0	1	0
Total Votes Cast	4	100.00%	0	3	1
Overvotes	0		0	0	0
Undervotes	0		0	0	0
Contest Totals	4		0	3	1

DEM Justice, 14th Ct of App Dist, PI 8

Vote For 1

	TOTAL	VOTE %	Absentee	Early Voting	Election Day
Margaret "Meg" Poissant	4	100.00%	0	3	1
Total Votes Cast	4	100.00%	0	3	1
Overvotes	0		0	0	0
Undervotes	0		0	0	0
Contest Totals	4		0	3	1

DEM County Chair

Vote For 1

	TOTAL	VOTE %	Absentee	Early Voting	Election Day
Wayne Lefferd	4	100.00%	0	3	1
Total Votes Cast	4	100.00%	0	3	1
Overvotes	0		0	0	0
Undervotes	0		0	0	0
Contest Totals	4		0	3	1

Official Results

Summary Results Report

OFFICIAL RESULTS

JOINT Primary
March 05, 2024

Colorado County

103 Garwood/Nada

Statistics

	TOTAL	Absentee	Early Voting	Election Day
Registered Voters - Total	607			
Registered Voters - Republican Party	0			
Registered Voters - Democratic Party	0			
Registered Voters - NONPARTISAN	607			
Ballots Cast - Total	250	8	51	191
Ballots Cast - Republican Party	248	7	50	191
Ballots Cast - Democratic Party	2	1	1	0
Ballots Cast - NONPARTISAN	0	0	0	0
Ballots Cast - Blank	0	0	0	0
Voter Turnout - Total	41.19%			
Voter Turnout - Republican Party	0.00%			
Voter Turnout - Democratic Party	0.00%			
Voter Turnout - NONPARTISAN	0.00%			

REP President

Vote For 1

	TOTAL	VOTE %	Absentee	Early Voting	Election Day
Nikki Haley	13	5.26%	1	3	9
Vivek Ramaswamy	0	0.00%	0	0	0
David Stuckenberg	0	0.00%	0	0	0
Ron DeSantis	5	2.02%	0	1	4
Chris Christie	0	0.00%	0	0	0
Ryan L. Binkley	0	0.00%	0	0	0
Donald J. Trump	226	91.50%	5	45	176
Asa Hutchinson	0	0.00%	0	0	0
Uncommitted	3	1.21%	1	1	1
Total Votes Cast	247	100.00%	7	50	190
Overvotes	0		0	0	0
Undervotes	1		0	0	1
Contest Totals	248		7	50	191

REP US Senator

Vote For 1

	TOTAL	VOTE %	Absentee	Early Voting	Election Day
Ted Cruz	225	94.94%	6	46	173
R E (Rufus) Lopez	1	0.42%	0	0	1
Holland "Redd" Gibson	11	4.64%	1	2	8
Total Votes Cast	237	100.00%	7	48	182
Overvotes	0		0	0	0
Undervotes	11		0	2	9
Contest Totals	248		7	50	191

Summary Results Report

JOINT Primary
March 05, 2024

OFFICIAL RESULTS

Colorado County

103 Garwood/Nada

REP US Representative, Dist 10

Vote For 1

	TOTAL	VOTE %	Absentee	Early Voting	Election Day
Michael T. McCaul	171	78.80%	6	36	129
Jared B. Lovelace	46	21.20%	1	7	38
Total Votes Cast	217	100.00%	7	43	167
Overvotes	0		0	0	0
Undervotes	31		0	7	24
Contest Totals	248		7	50	191

REP Railroad Commissioner

Vote For 1

	TOTAL	VOTE %	Absentee	Early Voting	Election Day
James "Jim" Matlock	129	64.18%	2	25	102
Corey Howell	8	3.98%	0	1	7
Petra Reyes	1	0.50%	0	0	1
Christie Clark	14	6.97%	0	3	11
Christi Craddick	49	24.38%	2	15	32
Total Votes Cast	201	100.00%	4	44	153
Overvotes	0		0	0	0
Undervotes	47		3	6	38
Contest Totals	248		7	50	191

REP Justice, Supreme Court, PI 2

Vote For 1

	TOTAL	VOTE %	Absentee	Early Voting	Election Day
Jimmy Blacklock	187	100.00%	1	37	149
Total Votes Cast	187	100.00%	1	37	149
Overvotes	0		0	0	0
Undervotes	61		6	13	42
Contest Totals	248		7	50	191

REP Justice, Supreme Court, PI 4

Vote For 1

	TOTAL	VOTE %	Absentee	Early Voting	Election Day
Brian Walker	122	69.71%	0	23	99
John Devine	53	30.29%	0	14	39
Total Votes Cast	175	100.00%	0	37	138
Overvotes	0		0	0	0
Undervotes	73		7	13	53
Contest Totals	248		7	50	191

Summary Results Report

OFFICIAL RESULTS

JOINT Primary
March 05, 2024

Colorado County

103 Garwood/Nada

REP Justice, Supreme Court, PI 6

Vote For 1

	TOTAL	VOTE %	Absentee	Early Voting	Election Day
Jane Bland	176	100.00%	1	37	138
Total Votes Cast	176	100.00%	1	37	138
Overvotes	0		0	0	0
Undervotes	72		6	13	53
Contest Totals	248		7	50	191

REP Presiding Judge, Ct of Crim App

Vote For 1

	TOTAL	VOTE %	Absentee	Early Voting	Election Day
Sharon Keller	95	50.26%	0	21	74
David J. Schenck	94	49.74%	2	18	74
Total Votes Cast	189	100.00%	2	39	148
Overvotes	0		0	0	0
Undervotes	59		5	11	43
Contest Totals	248		7	50	191

REP Judge, Ct of Crim App, PI 7

Vote For 1

	TOTAL	VOTE %	Absentee	Early Voting	Election Day
Gina Parker	117	63.24%	1	27	89
Barbara Parker Hervey	68	36.76%	1	14	53
Total Votes Cast	185	100.00%	2	41	142
Overvotes	0		0	0	0
Undervotes	63		5	9	49
Contest Totals	248		7	50	191

REP Judge, Ct of Crim App, PI 8

Vote For 1

	TOTAL	VOTE %	Absentee	Early Voting	Election Day
Lee Finley	96	51.89%	1	19	76
Michelle Slaughter	89	48.11%	1	20	68
Total Votes Cast	185	100.00%	2	39	144
Overvotes	0		0	0	0
Undervotes	63		5	11	47
Contest Totals	248		7	50	191

Summary Results Report

JOINT Primary
March 05, 2024

103 Garwood/Nada

REP Member, State BoE, Dist 10

Vote For 1

	TOTAL	VOTE %	Absentee	Early Voting	Election Day
"DC" Caldwell I	55	29.10%	1	14	40
Mary Bone	78	41.27%	1	19	58
Tom Maynard	56	29.63%	0	9	47
Total Votes Cast	189	100.00%	2	42	145
Overvotes	0		0	0	0
Undervotes	59		5	8	46
Contest Totals	248		7	50	191

REP State Senator, Dist 17

Vote For 1

	TOTAL	VOTE %	Absentee	Early Voting	Election Day
Joan Huffman	186	100.00%	4	39	143
Total Votes Cast	186	100.00%	4	39	143
Overvotes	0		0	0	0
Undervotes	62		3	11	48
Contest Totals	248		7	50	191

REP State Representative, Dist 85

Vote For 1

	TOTAL	VOTE %	Absentee	Early Voting	Election Day
Stan Kitzman	118	53.64%	3	22	93
Tim Greeson	102	46.36%	2	22	78
Total Votes Cast	220	100.00%	5	44	171
Overvotes	0		0	0	0
Undervotes	28		2	6	20
Contest Totals	248		7	50	191

REP Justice, 1st Ct of App Dist PI 2

Vote For 1

	TOTAL	VOTE %	Absentee	Early Voting	Election Day
Jennifer Caughey	181	100.00%	2	37	142
Total Votes Cast	181	100.00%	2	37	142
Overvotes	0		0	0	0
Undervotes	67		5	13	49
Contest Totals	248		7	50	191

Summary Results Report

OFFICIAL RESULTS

JOINT Primary
March 05, 2024

Colorado County

103 Garwood/Nada

REP Justice, 1st Ct of App Dist, PI 6

Vote For 1

	TOTAL	VOTE %	Absentee	Early Voting	Election Day
Andrew Johnson	180	100.00%	2	37	141
Total Votes Cast	180	100.00%	2	37	141
Overvotes	0		0	0	0
Undervotes	68		5	13	50
Contest Totals	248		7	50	191

REP Justice, 1st Ct of App Dist, PI 7

Vote For 1

	TOTAL	VOTE %	Absentee	Early Voting	Election Day
Clint Morgan	180	100.00%	2	37	141
Total Votes Cast	180	100.00%	2	37	141
Overvotes	0		0	0	0
Undervotes	68		5	13	50
Contest Totals	248		7	50	191

REP Justice, 1st Ct of App Dist, PI 8

Vote For 1

	TOTAL	VOTE %	Absentee	Early Voting	Election Day
Kristin M. Guiney	180	100.00%	2	37	141
Total Votes Cast	180	100.00%	2	37	141
Overvotes	0		0	0	0
Undervotes	68		5	13	50
Contest Totals	248		7	50	191

REP Justice, 1st Ct of App Dist, PI 9

Vote For 1

	TOTAL	VOTE %	Absentee	Early Voting	Election Day
Susanna Dokupil	178	100.00%	2	37	139
Total Votes Cast	178	100.00%	2	37	139
Overvotes	0		0	0	0
Undervotes	70		5	13	52
Contest Totals	248		7	50	191

REP Justice, 14th Ct of App Dist, PI 3

Vote For 1

	TOTAL	VOTE %	Absentee	Early Voting	Election Day
Chad Bridges	178	100.00%	2	37	139
Total Votes Cast	178	100.00%	2	37	139
Overvotes	0		0	0	0
Undervotes	70		5	13	52
Contest Totals	248		7	50	191

JOINT Primary
March 05, 2024

Colorado County

103 Garwood/Nada

REP Justice, 14th Ct of App Dist, PI 4

Vote For 1

	TOTAL	VOTE %	Absentee	Early Voting	Election Day
Tonya McLaughlin	85	46.45%	0	17	68
Steve Rogers	98	53.55%	1	21	76
Total Votes Cast	183	100.00%	1	38	144
Overvotes	0		0	0	0
Undervotes	65		6	12	47
Contest Totals	248		7	50	191

REP Justice, 14th Ct of App Dist, PI 5

Vote For 1

	TOTAL	VOTE %	Absentee	Early Voting	Election Day
Maritza Michele Antu	175	100.00%	2	36	137
Total Votes Cast	175	100.00%	2	36	137
Overvotes	0		0	0	0
Undervotes	73		5	14	54
Contest Totals	248		7	50	191

REP Justice, 14th Ct of App Dist, PI 6

Vote For 1

	TOTAL	VOTE %	Absentee	Early Voting	Election Day
Katy Boatman	179	100.00%	2	37	140
Total Votes Cast	179	100.00%	2	37	140
Overvotes	0		0	0	0
Undervotes	69		5	13	51
Contest Totals	248		7	50	191

REP Justice, 14th Ct of App Dist, PI 8

Vote For 1

	TOTAL	VOTE %	Absentee	Early Voting	Election Day
Brad Hart	178	100.00%	2	37	139
Total Votes Cast	178	100.00%	2	37	139
Overvotes	0		0	0	0
Undervotes	70		5	13	52
Contest Totals	248		7	50	191

REP Dist Judge, 25th Judicial Dist

Vote For 1

	TOTAL	VOTE %	Absentee	Early Voting	Election Day
Bill Old	182	100.00%	3	39	140
Total Votes Cast	182	100.00%	3	39	140
Overvotes	0		0	0	0
Undervotes	66		4	11	51
Contest Totals	248		7	50	191

JOINT Primary
March 05, 2024

Colorado County

103 Garwood/Nada

REP Dist Judge, 2nd 25th Judicial Dist

Vote For 1

	TOTAL	VOTE %	Absentee	Early Voting	Election Day
Jessica Richard Crawford	183	100.00%	2	38	143
Total Votes Cast	183	100.00%	2	38	143
Overvotes	0		0	0	0
Undervotes	65		5	12	48
Contest Totals	248		7	50	191

REP County Attorney

Vote For 1

	TOTAL	VOTE %	Absentee	Early Voting	Election Day
Jay Johannes	200	100.00%	6	39	155
Total Votes Cast	200	100.00%	6	39	155
Overvotes	0		0	0	0
Undervotes	48		1	11	36
Contest Totals	248		7	50	191

REP Sheriff

Vote For 1

	TOTAL	VOTE %	Absentee	Early Voting	Election Day
Justin Lindemann	213	86.23%	4	44	165
"Wendy" Alley	34	13.77%	3	6	25
Total Votes Cast	247	100.00%	7	50	190
Overvotes	0		0	0	0
Undervotes	1		0	0	1
Contest Totals	248		7	50	191

REP County Tax Assessor-Collector

Vote For 1

	TOTAL	VOTE %	Absentee	Early Voting	Election Day
Erica Kollaja	122	51.91%	6	22	94
Melinda A. Zajicek	80	34.04%	1	18	61
Bruce Besch	33	14.04%	0	4	29
Total Votes Cast	235	100.00%	7	44	184
Overvotes	0		0	0	0
Undervotes	13		0	6	7
Contest Totals	248		7	50	191

JOINT Primary
March 05, 2024

Colorado County

103 Garwood/Nada

REP County Commissioner Pct 1

Vote For 1

	TOTAL	VOTE %	Absentee	Early Voting	Election Day
Shannon Owers	160	66.12%	7	29	124
Rueben Taylor	82	33.88%	0	20	62
Total Votes Cast	242	100.00%	7	49	186
Overvotes	0		0	0	0
Undervotes	6		0	1	5
Contest Totals	248		7	50	191

REP Constable Pct 1

Vote For 1

	TOTAL	VOTE %	Absentee	Early Voting	Election Day
Richard J. LaCourse	207	100.00%	6	40	161
Total Votes Cast	207	100.00%	6	40	161
Overvotes	0		0	0	0
Undervotes	41		1	10	30
Contest Totals	248		7	50	191

REP County Chair

Vote For 1

	TOTAL	VOTE %	Absentee	Early Voting	Election Day
Tom Kelley	227	100.00%	6	48	173
Total Votes Cast	227	100.00%	6	48	173
Overvotes	0		0	0	0
Undervotes	21		1	2	18
Contest Totals	248		7	50	191

REP Proposition 1

Vote For 1

	TOTAL	VOTE %	Absentee	Early Voting	Election Day
YES	211	89.03%	6	38	167
NO	26	10.97%	0	11	15
Total Votes Cast	237	100.00%	6	49	182
Overvotes	0		0	0	0
Undervotes	11		1	1	9
Contest Totals	248		7	50	191

Summary Results Report

OFFICIAL RESULTS

JOINT Primary

March 05, 2024

Colorado County

103 Garwood/Nada

REP Proposition 2

Vote For 1

	TOTAL	VOTE %	Absentee	Early Voting	Election Day
YES	233	95.49%	7	49	177
NO	11	4.51%	0	1	10
Total Votes Cast	244	100.00%	7	50	187
Overvotes	0		0	0	0
Undervotes	4		0	0	4
Contest Totals	248		7	50	191

REP Proposition 3

Vote For 1

	TOTAL	VOTE %	Absentee	Early Voting	Election Day
YES	214	89.92%	6	41	167
NO	24	10.08%	1	9	14
Total Votes Cast	238	100.00%	7	50	181
Overvotes	0		0	0	0
Undervotes	10		0	0	10
Contest Totals	248		7	50	191

REP Proposition 4

Vote For 1

	TOTAL	VOTE %	Absentee	Early Voting	Election Day
YES	230	95.44%	7	48	175
NO	11	4.56%	0	2	9
Total Votes Cast	241	100.00%	7	50	184
Overvotes	0		0	0	0
Undervotes	7		0	0	7
Contest Totals	248		7	50	191

REP Proposition 5

Vote For 1

	TOTAL	VOTE %	Absentee	Early Voting	Election Day
YES	222	92.89%	7	44	171
NO	17	7.11%	0	5	12
Total Votes Cast	239	100.00%	7	49	183
Overvotes	0		0	0	0
Undervotes	9		0	1	8
Contest Totals	248		7	50	191

Official Results

JOINT Primary
March 05, 2024

Colorado County

103 Garwood/Nada

REP Proposition 6

Vote For 1

	TOTAL	VOTE %	Absentee	Early Voting	Election Day
YES	207	88.46%	6	39	162
NO	27	11.54%	1	10	16
Total Votes Cast	234	100.00%	7	49	178
Overvotes	0		0	0	0
Undervotes	14		0	1	13
Contest Totals	248		7	50	191

REP Proposition 7

Vote For 1

	TOTAL	VOTE %	Absentee	Early Voting	Election Day
YES	183	85.12%	4	41	138
NO	32	14.88%	0	7	25
Total Votes Cast	215	100.00%	4	48	163
Overvotes	0		0	0	0
Undervotes	33		3	2	28
Contest Totals	248		7	50	191

REP Proposition 8

Vote For 1

	TOTAL	VOTE %	Absentee	Early Voting	Election Day
YES	234	96.69%	7	49	178
NO	8	3.31%	0	0	8
Total Votes Cast	242	100.00%	7	49	186
Overvotes	0		0	0	0
Undervotes	6		0	1	5
Contest Totals	248		7	50	191

REP Proposition 9

Vote For 1

	TOTAL	VOTE %	Absentee	Early Voting	Election Day
YES	182	78.11%	5	33	144
NO	51	21.89%	2	17	32
Total Votes Cast	233	100.00%	7	50	176
Overvotes	0		0	0	0
Undervotes	15		0	0	15
Contest Totals	248		7	50	191

Summary Results Report

OFFICIAL RESULTS

JOINT Primary
March 05, 2024

Colorado County

103 Garwood/Nada

REP Proposition 10

Vote For 1

	TOTAL	VOTE %	Absentee	Early Voting	Election Day
YES	222	94.87%	4	45	173
NO	12	5.13%	1	4	7
Total Votes Cast	234	100.00%	5	49	180
Overvotes	0		0	0	0
Undervotes	14		2	1	11
Contest Totals	248		7	50	191

REP Proposition 11

Vote For 1

	TOTAL	VOTE %	Absentee	Early Voting	Election Day
YES	203	84.23%	5	37	161
NO	38	15.77%	2	11	25
Total Votes Cast	241	100.00%	7	48	186
Overvotes	0		0	0	0
Undervotes	7		0	2	5
Contest Totals	248		7	50	191

REP Proposition 12

Vote For 1

	TOTAL	VOTE %	Absentee	Early Voting	Election Day
YES	243	99.18%	6	50	187
NO	2	0.82%	1	0	1
Total Votes Cast	245	100.00%	7	50	188
Overvotes	0		0	0	0
Undervotes	3		0	0	3
Contest Totals	248		7	50	191

REP Proposition 13

Vote For 1

	TOTAL	VOTE %	Absentee	Early Voting	Election Day
YES	241	99.18%	7	49	185
NO	2	0.82%	0	0	2
Total Votes Cast	243	100.00%	7	49	187
Overvotes	0		0	0	0
Undervotes	5		0	1	4
Contest Totals	248		7	50	191

Summary Results Report

JOINT Primary
 March 05, 2024

OFFICIAL RESULTS

Colorado County

103 Garwood/Nada

DEM President

Vote For 1

	TOTAL	VOTE %	Absentee	Early Voting	Election Day
Star Locke	0	0.00%	0	0	0
Cenk Uygur	0	0.00%	0	0	0
Dean Phillips	0	0.00%	0	0	0
Frankie Lozada	0	0.00%	0	0	0
Armando "Mando" Perez-Serrato	0	0.00%	0	0	0
Gabriel A. Cornejo	0	0.00%	0	0	0
Marianne Williamson	0	0.00%	0	0	0
Joseph R. Biden Jr.	2	100.00%	1	1	0
Total Votes Cast	2	100.00%	1	1	0
Overvotes	0		0	0	0
Undervotes	0		0	0	0
Contest Totals	2		1	1	0

DEM US Senator

Vote For 1

	TOTAL	VOTE %	Absentee	Early Voting	Election Day
Roland Gutierrez	0	0.00%	0	0	0
Meri Gomez	0	0.00%	0	0	0
Thierry Tchenko	0	0.00%	0	0	0
A. "Robert" Hassan	0	0.00%	0	0	0
Colin Allred	1	50.00%	0	1	0
Steven J. Keough	0	0.00%	0	0	0
Mark Gonzalez	0	0.00%	0	0	0
Carl Oscar Sherman	0	0.00%	0	0	0
Heli Rodriguez Prilliman	1	50.00%	1	0	0
Total Votes Cast	2	100.00%	1	1	0
Overvotes	0		0	0	0
Undervotes	0		0	0	0
Contest Totals	2		1	1	0

DEM US Representative, Dist 10

Vote For 1

	TOTAL	VOTE %	Absentee	Early Voting	Election Day
Theresa Boisseau	1	50.00%	1	0	0
Keith McPhail	1	50.00%	0	1	0
Total Votes Cast	2	100.00%	1	1	0
Overvotes	0		0	0	0
Undervotes	0		0	0	0
Contest Totals	2		1	1	0

Summary Results Report

JOINT Primary

March 05, 2024

OFFICIAL RESULTS

Colorado County

103 Garwood/Nada

DEM Railroad Commissioner

Vote For 1

	TOTAL	VOTE %	Absentee	Early Voting	Election Day
Katherine Culbert	2	100.00%	1	1	0
Bill Burch	0	0.00%	0	0	0
Total Votes Cast	2	100.00%	1	1	0
Overvotes	0		0	0	0
Undervotes	0		0	0	0
Contest Totals	2		1	1	0

DEM Justice, Supreme Court, PI 2

Vote For 1

	TOTAL	VOTE %	Absentee	Early Voting	Election Day
DaSean Jones	1	50.00%	0	1	0
Randy Sarosdy	1	50.00%	1	0	0
Total Votes Cast	2	100.00%	1	1	0
Overvotes	0		0	0	0
Undervotes	0		0	0	0
Contest Totals	2		1	1	0

DEM Justice, Supreme Court, PI 4

Vote For 1

	TOTAL	VOTE %	Absentee	Early Voting	Election Day
Christine Vinh Weems	2	100.00%	1	1	0
Total Votes Cast	2	100.00%	1	1	0
Overvotes	0		0	0	0
Undervotes	0		0	0	0
Contest Totals	2		1	1	0

DEM Justice, Supreme Court, PI 6

Vote For 1

	TOTAL	VOTE %	Absentee	Early Voting	Election Day
Bonnie Lee Goldstein	1	50.00%	1	0	0
Joe Pool	1	50.00%	0	1	0
Total Votes Cast	2	100.00%	1	1	0
Overvotes	0		0	0	0
Undervotes	0		0	0	0
Contest Totals	2		1	1	0

JOINT Primary
March 05, 2024

Colorado County

103 Garwood/Nada

DEM Presiding Judge, Ct of Crim App

Vote For 1

	TOTAL	VOTE %	Absentee	Early Voting	Election Day
Holly Taylor	2	100.00%	1	1	0
Total Votes Cast	2	100.00%	1	1	0
Overvotes	0		0	0	0
Undervotes	0		0	0	0
Contest Totals	2		1	1	0

DEM Judge, Ct of Crim App, PI 7

Vote For 1

	TOTAL	VOTE %	Absentee	Early Voting	Election Day
Nancy Mulder	2	100.00%	1	1	0
Total Votes Cast	2	100.00%	1	1	0
Overvotes	0		0	0	0
Undervotes	0		0	0	0
Contest Totals	2		1	1	0

DEM Judge, Ct of Crim App, PI 8

Vote For 1

	TOTAL	VOTE %	Absentee	Early Voting	Election Day
Chika Anyiam	2	100.00%	1	1	0
Total Votes Cast	2	100.00%	1	1	0
Overvotes	0		0	0	0
Undervotes	0		0	0	0
Contest Totals	2		1	1	0

DEM Member, State BoE, Dist 10

Vote For 1

	TOTAL	VOTE %	Absentee	Early Voting	Election Day
Raquel Saenz Ortiz	1	50.00%	1	0	0
DC Caldwell I	1	50.00%	0	1	0
Total Votes Cast	2	100.00%	1	1	0
Overvotes	0		0	0	0
Undervotes	0		0	0	0
Contest Totals	2		1	1	0

DEM State Senator, Dist 17

Vote For 1

	TOTAL	VOTE %	Absentee	Early Voting	Election Day
Kathy Cheng	2	100.00%	1	1	0
Total Votes Cast	2	100.00%	1	1	0
Overvotes	0		0	0	0
Undervotes	0		0	0	0
Contest Totals	2		1	1	0

JOINT Primary
March 05, 2024

Colorado County

103 Garwood/Nada

DEM Justice, 1st Ct of App Dist, PI 2

Vote For 1

	TOTAL	VOTE %	Absentee	Early Voting	Election Day
Brendetta Scott	2	100.00%	1	1	0
Gordon Goodman	0	0.00%	0	0	0
Total Votes Cast	2	100.00%	1	1	0
Overvotes	0		0	0	0
Undervotes	0		0	0	0
Contest Totals	2		1	1	0

DEM Justice, 1st Ct of App Dist, PI 6

Vote For 1

	TOTAL	VOTE %	Absentee	Early Voting	Election Day
Sarah Beth Landau	2	100.00%	1	1	0
Total Votes Cast	2	100.00%	1	1	0
Overvotes	0		0	0	0
Undervotes	0		0	0	0
Contest Totals	2		1	1	0

DEM Justice, 1st Ct of App Dist, PI 7

Vote For 1

	TOTAL	VOTE %	Absentee	Early Voting	Election Day
Julie Countiss	2	100.00%	1	1	0
Total Votes Cast	2	100.00%	1	1	0
Overvotes	0		0	0	0
Undervotes	0		0	0	0
Contest Totals	2		1	1	0

DEM Justice, 1st Ct of App Dist, PI 8

Vote For 1

	TOTAL	VOTE %	Absentee	Early Voting	Election Day
Richard Hightower	0	0.00%	0	0	0
Ysidra "Sissy" Kyles	2	100.00%	1	1	0
Total Votes Cast	2	100.00%	1	1	0
Overvotes	0		0	0	0
Undervotes	0		0	0	0
Contest Totals	2		1	1	0

JOINT Primary
March 05, 2024

Colorado County

103 Garwood/Nada

DEM Justice, 1st Ct of App Dist, PI 9

Vote For 1

	TOTAL	VOTE %	Absentee	Early Voting	Election Day
Peter Kelly	1	50.00%	0	1	0
Amber Boyd-Cora	1	50.00%	1	0	0
Total Votes Cast	2	100.00%	1	1	0
Overvotes	0		0	0	0
Undervotes	0		0	0	0
Contest Totals	2		1	1	0

DEM Justice, 14th Ct of App Dist, PI 3

Vote For 1

	TOTAL	VOTE %	Absentee	Early Voting	Election Day
Velda Renita Faulkner	0	0.00%	0	0	0
Mark Ritchie	1	50.00%	0	1	0
Chuck Silverman	0	0.00%	0	0	0
Jerry Zimmerer	1	50.00%	1	0	0
Total Votes Cast	2	100.00%	1	1	0
Overvotes	0		0	0	0
Undervotes	0		0	0	0
Contest Totals	2		1	1	0

DEM Justice, 14th Ct of App Dist, PI 4

Vote For 1

	TOTAL	VOTE %	Absentee	Early Voting	Election Day
Charles Spain	2	100.00%	1	1	0
Derek Obialo	0	0.00%	0	0	0
Total Votes Cast	2	100.00%	1	1	0
Overvotes	0		0	0	0
Undervotes	0		0	0	0
Contest Totals	2		1	1	0

DEM Justice, 14th Ct of App Dist, PI 5

Vote For 1

	TOTAL	VOTE %	Absentee	Early Voting	Election Day
Frances Bourliot	2	100.00%	1	1	0
Total Votes Cast	2	100.00%	1	1	0
Overvotes	0		0	0	0
Undervotes	0		0	0	0
Contest Totals	2		1	1	0

JOINT Primary
 March 05, 2024

Colorado County

103 Garwood/Nada

DEM Justice, 14th Ct of App Dist, PI 6

Vote For 1

	TOTAL	VOTE %	Absentee	Early Voting	Election Day
Meagan Hassan	1	50.00%	1	0	0
Sara Padua Cordua	1	50.00%	0	1	0
Total Votes Cast	2	100.00%	1	1	0
Overvotes	0		0	0	0
Undervotes	0		0	0	0
Contest Totals	2		1	1	0

DEM Justice, 14th Ct of App Dist, PI 8

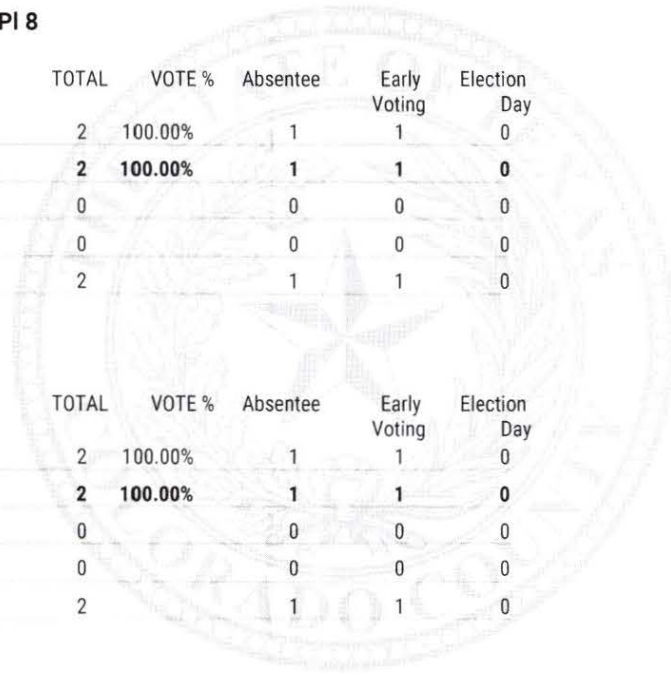
Vote For 1

	TOTAL	VOTE %	Absentee	Early Voting	Election Day
Margaret "Meg" Poissant	2	100.00%	1	1	0
Total Votes Cast	2	100.00%	1	1	0
Overvotes	0		0	0	0
Undervotes	0		0	0	0
Contest Totals	2		1	1	0

DEM County Chair

Vote For 1

	TOTAL	VOTE %	Absentee	Early Voting	Election Day
Wayne Lefferd	2	100.00%	1	1	0
Total Votes Cast	2	100.00%	1	1	0
Overvotes	0		0	0	0
Undervotes	0		0	0	0
Contest Totals	2		1	1	0



Official Results

Summary Results Report

JOINT Primary
March 05, 2024

OFFICIAL RESULTS

Colorado County

201 - Weimar/Oakland

Statistics

	TOTAL	Absentee	Early Voting	Election Day
Registered Voters - Total	3,178			
Registered Voters - Republican Party	0			
Registered Voters - Democratic Party	0			
Registered Voters - NONPARTISAN	3,178			
Ballots Cast - Total	1,122	22	627	473
Ballots Cast - Republican Party	1,054	16	596	442
Ballots Cast - Democratic Party	68	6	31	31
Ballots Cast - NONPARTISAN	0	0	0	0
Ballots Cast - Blank	0	0	0	0
Voter Turnout - Total	35.31%			
Voter Turnout - Republican Party	0.00%			
Voter Turnout - Democratic Party	0.00%			
Voter Turnout - NONPARTISAN	0.00%			

REP President

Vote For 1

	TOTAL	VOTE %	Absentee	Early Voting	Election Day
Nikki Haley	155	14.83%	5	85	65
Vivek Ramaswamy	3	0.29%	0	2	1
David Stuckenberg	0	0.00%	0	0	0
Ron DeSantis	14	1.34%	1	8	5
Chris Christie	0	0.00%	0	0	0
Ryan L. Binkley	1	0.10%	0	1	0
Donald J. Trump	856	81.91%	10	482	364
Asa Hutchinson	4	0.38%	0	3	1
Uncommitted	12	1.15%	0	9	3
Total Votes Cast	1,045	100.00%	16	590	439
Overvotes	0		0	0	0
Undervotes	9		0	6	3
Contest Totals	1,054		16	596	442

REP US Senator

Vote For 1

	TOTAL	VOTE %	Absentee	Early Voting	Election Day
Ted Cruz	904	91.41%	13	508	383
R E (Rufus) Lopez	42	4.25%	2	25	15
Holland "Redd" Gibson	43	4.35%	1	23	19
Total Votes Cast	989	100.00%	16	556	417
Overvotes	0		0	0	0
Undervotes	65		0	40	25
Contest Totals	1,054		16	596	442

Summary Results Report

OFFICIAL RESULTS

JOINT Primary
March 05, 2024

Colorado County

201 - Weimar/Oakland

REP US Representative, Dist 10

Vote For 1

	TOTAL	VOTE %	Absentee	Early Voting	Election Day
Michael T. McCaul	649	70.39%	12	370	267
Jared B. Lovelace	273	29.61%	2	161	110
Total Votes Cast	922	100.00%	14	531	377
Overvotes	0		0	0	0
Undervotes	132		2	65	65
Contest Totals	1,054		16	596	442

REP Railroad Commissioner

Vote For 1

	TOTAL	VOTE %	Absentee	Early Voting	Election Day
James "Jim" Matlock	390	45.61%	6	211	173
Corey Howell	46	5.38%	0	28	18
Petra Reyes	20	2.34%	0	9	11
Christie Clark	58	6.78%	0	29	29
Christi Craddick	341	39.88%	6	217	118
Total Votes Cast	855	100.00%	12	494	349
Overvotes	0		0	0	0
Undervotes	199		4	102	93
Contest Totals	1,054		16	596	442

REP Justice, Supreme Court, PI 2

Vote For 1

	TOTAL	VOTE %	Absentee	Early Voting	Election Day
Jimmy Blacklock	737	100.00%	10	425	302
Total Votes Cast	737	100.00%	10	425	302
Overvotes	0		0	0	0
Undervotes	317		6	171	140
Contest Totals	1,054		16	596	442

REP Justice, Supreme Court, PI 4

Vote For 1

	TOTAL	VOTE %	Absentee	Early Voting	Election Day
Brian Walker	464	62.70%	5	265	194
John Devine	276	37.30%	4	168	104
Total Votes Cast	740	100.00%	9	433	298
Overvotes	0		0	0	0
Undervotes	314		7	163	144
Contest Totals	1,054		16	596	442

JOINT Primary
March 05, 2024

Colorado County

201 - Weimar/Oakland

REP Justice, Supreme Court, PI 6

Vote For 1

	TOTAL	VOTE %	Absentee	Early Voting	Election Day
Jane Bland	732	100.00%	10	423	299
Total Votes Cast	732	100.00%	10	423	299
Overvotes	0		0	0	0
Undervotes	322		6	173	143
Contest Totals	1,054		16	596	442

REP Presiding Judge, Ct of Crim App

Vote For 1

	TOTAL	VOTE %	Absentee	Early Voting	Election Day
Sharon Keller	417	53.19%	7	244	166
David J. Schenck	367	46.81%	6	214	147
Total Votes Cast	784	100.00%	13	458	313
Overvotes	0		0	0	0
Undervotes	270		3	138	129
Contest Totals	1,054		16	596	442

REP Judge, Ct of Crim App, PI 7

Vote For 1

	TOTAL	VOTE %	Absentee	Early Voting	Election Day
Gina Parker	515	68.03%	8	288	219
Barbara Parker Hervey	242	31.97%	3	157	82
Total Votes Cast	757	100.00%	11	445	301
Overvotes	0		0	0	0
Undervotes	297		5	151	141
Contest Totals	1,054		16	596	442

REP Judge, Ct of Crim App, PI 8

Vote For 1

	TOTAL	VOTE %	Absentee	Early Voting	Election Day
Lee Finley	391	50.98%	6	221	164
Michelle Slaughter	376	49.02%	6	232	138
Total Votes Cast	767	100.00%	12	453	302
Overvotes	0		0	0	0
Undervotes	287		4	143	140
Contest Totals	1,054		16	596	442

Summary Results Report

JOINT Primary
March 05, 2024

OFFICIAL RESULTS

Colorado County

201 - Weimar/Oakland

REP Member, State BoE, Dist 10

Vote For 1

	TOTAL	VOTE %	Absentee	Early Voting	Election Day
"DC" Caldwell I	179	22.74%	6	91	82
Mary Bone	280	35.58%	1	161	118
Tom Maynard	328	41.68%	5	204	119
Total Votes Cast	787	100.00%	12	456	319
Overvotes	0		0	0	0
Undervotes	267		4	140	123
Contest Totals	1,054		16	596	442

REP State Senator, Dist 17

Vote For 1

	TOTAL	VOTE %	Absentee	Early Voting	Election Day
Joan Huffman	746	100.00%	11	428	307
Total Votes Cast	746	100.00%	11	428	307
Overvotes	0		0	0	0
Undervotes	308		5	168	135
Contest Totals	1,054		16	596	442

REP State Representative, Dist 85

Vote For 1

	TOTAL	VOTE %	Absentee	Early Voting	Election Day
Stan Kitzman	663	74.16%	10	378	275
Tim Greeson	231	25.84%	3	135	93
Total Votes Cast	894	100.00%	13	513	368
Overvotes	0		0	0	0
Undervotes	160		3	83	74
Contest Totals	1,054		16	596	442

REP Justice, 1st Ct of App Dist PI 2

Vote For 1

	TOTAL	VOTE %	Absentee	Early Voting	Election Day
Jennifer Caughey	728	100.00%	11	414	303
Total Votes Cast	728	100.00%	11	414	303
Overvotes	0		0	0	0
Undervotes	326		5	182	139
Contest Totals	1,054		16	596	442

JOINT Primary
March 05, 2024

Colorado County

201 - Weimar/Oakland

REP Justice, 1st Ct of App Dist, PI 6

Vote For 1

	TOTAL	VOTE %	Absentee	Early Voting	Election Day
Andrew Johnson	728	100.00%	10	416	302
Total Votes Cast	728	100.00%	10	416	302
Overvotes	0		0	0	0
Undervotes	326		6	180	140
Contest Totals	1,054		16	596	442

REP Justice, 1st Ct of App Dist, PI 7

Vote For 1

	TOTAL	VOTE %	Absentee	Early Voting	Election Day
Clint Morgan	724	100.00%	9	413	302
Total Votes Cast	724	100.00%	9	413	302
Overvotes	0		0	0	0
Undervotes	330		7	183	140
Contest Totals	1,054		16	596	442

REP Justice, 1st Ct of App Dist, PI 8

Vote For 1

	TOTAL	VOTE %	Absentee	Early Voting	Election Day
Kristin M. Guiney	707	100.00%	8	402	297
Total Votes Cast	707	100.00%	8	402	297
Overvotes	0		0	0	0
Undervotes	347		8	194	145
Contest Totals	1,054		16	596	442

REP Justice, 1st Ct of App Dist, PI 9

Vote For 1

	TOTAL	VOTE %	Absentee	Early Voting	Election Day
Susanna Dokupil	714	100.00%	8	407	299
Total Votes Cast	714	100.00%	8	407	299
Overvotes	0		0	0	0
Undervotes	340		8	189	143
Contest Totals	1,054		16	596	442

REP Justice, 14th Ct of App Dist, PI 3

Vote For 1

	TOTAL	VOTE %	Absentee	Early Voting	Election Day
Chad Bridges	716	100.00%	9	408	299
Total Votes Cast	716	100.00%	9	408	299
Overvotes	0		0	0	0
Undervotes	338		7	188	143
Contest Totals	1,054		16	596	442

Summary Results Report

JOINT Primary

March 05, 2024

OFFICIAL RESULTS

Colorado County

201 - Weimar/Oakland

REP Justice, 14th Ct of App Dist, PI 4

Vote For 1

	TOTAL	VOTE %	Absentee	Early Voting	Election Day
Tonya McLaughlin	392	53.12%	4	222	166
Steve Rogers	346	46.88%	6	206	134
Total Votes Cast	738	100.00%	10	428	300
Overvotes	0		0	0	0
Undervotes	316		6	168	142
Contest Totals	1,054		16	596	442

REP Justice, 14th Ct of App Dist, PI 5

Vote For 1

	TOTAL	VOTE %	Absentee	Early Voting	Election Day
Maritza Michele Antu	689	100.00%	8	396	285
Total Votes Cast	689	100.00%	8	396	285
Overvotes	0		0	0	0
Undervotes	365		8	200	157
Contest Totals	1,054		16	596	442

REP Justice, 14th Ct of App Dist, PI 6

Vote For 1

	TOTAL	VOTE %	Absentee	Early Voting	Election Day
Katy Boatman	705	100.00%	8	405	292
Total Votes Cast	705	100.00%	8	405	292
Overvotes	0		0	0	0
Undervotes	349		8	191	150
Contest Totals	1,054		16	596	442

REP Justice, 14th Ct of App Dist, PI 8

Vote For 1

	TOTAL	VOTE %	Absentee	Early Voting	Election Day
Brad Hart	704	100.00%	9	400	295
Total Votes Cast	704	100.00%	9	400	295
Overvotes	0		0	0	0
Undervotes	350		7	196	147
Contest Totals	1,054		16	596	442

REP Dist Judge, 25th Judicial Dist

Vote For 1

	TOTAL	VOTE %	Absentee	Early Voting	Election Day
Bill Old	767	100.00%	11	446	310
Total Votes Cast	767	100.00%	11	446	310
Overvotes	0		0	0	0
Undervotes	287		5	150	132
Contest Totals	1,054		16	596	442

JOINT Primary
March 05, 2024

Colorado County

201 - Weimar/Oakland

REP Dist Judge, 2nd 25th Judicial Dist

Vote For 1

	TOTAL	VOTE %	Absentee	Early Voting	Election Day
Jessica Richard Crawford	734	100.00%	10	421	303
Total Votes Cast	734	100.00%	10	421	303
Overvotes	0		0	0	0
Undervotes	320		6	175	139
Contest Totals	1,054		16	596	442

REP County Attorney

Vote For 1

	TOTAL	VOTE %	Absentee	Early Voting	Election Day
Jay Johannes	785	100.00%	12	459	314
Total Votes Cast	785	100.00%	12	459	314
Overvotes	0		0	0	0
Undervotes	269		4	137	128
Contest Totals	1,054		16	596	442

REP Sheriff

Vote For 1

	TOTAL	VOTE %	Absentee	Early Voting	Election Day
Justin Lindemann	604	58.75%	9	339	256
"Wendy" Alley	424	41.25%	5	248	171
Total Votes Cast	1,028	100.00%	14	587	427
Overvotes	0		0	0	0
Undervotes	26		2	9	15
Contest Totals	1,054		16	596	442

REP County Tax Assessor-Collector

Vote For 1

	TOTAL	VOTE %	Absentee	Early Voting	Election Day
Erica Kollaja	461	48.48%	7	278	176
Melinda A. Zajicek	319	33.54%	4	181	134
Bruce Besch	171	17.98%	3	80	88
Total Votes Cast	951	100.00%	14	539	398
Overvotes	0		0	0	0
Undervotes	103		2	57	44
Contest Totals	1,054		16	596	442

Summary Results Report

JOINT Primary

March 05, 2024

OFFICIAL RESULTS

Colorado County

201 - Weimar/Oakland

REP Constable Pct 2

Vote For 1

	TOTAL	VOTE %	Absentee	Early Voting	Election Day
Lonnie L. Hinze	808	100.00%	12	465	331
Total Votes Cast	808	100.00%	12	465	331
Overvotes	0		0	0	0
Undervotes	246		4	131	111
Contest Totals	1,054		16	596	442

REP County Chair

Vote For 1

	TOTAL	VOTE %	Absentee	Early Voting	Election Day
Tom Kelley	778	100.00%	13	446	319
Total Votes Cast	778	100.00%	13	446	319
Overvotes	0		0	0	0
Undervotes	276		3	150	123
Contest Totals	1,054		16	596	442

REP Proposition 1

Vote For 1

	TOTAL	VOTE %	Absentee	Early Voting	Election Day
YES	822	81.79%	10	466	346
NO	183	18.21%	5	108	70
Total Votes Cast	1,005	100.00%	15	574	416
Overvotes	0		0	0	0
Undervotes	49		1	22	26
Contest Totals	1,054		16	596	442

REP Proposition 2

Vote For 1

	TOTAL	VOTE %	Absentee	Early Voting	Election Day
YES	968	94.35%	14	545	409
NO	58	5.65%	1	40	17
Total Votes Cast	1,026	100.00%	15	585	426
Overvotes	0		0	0	0
Undervotes	28		1	11	16
Contest Totals	1,054		16	596	442

Summary Results Report

JOINT Primary

March 05, 2024

201 - Weimar/Oakland

REP Proposition 3

Vote For 1

	TOTAL	VOTE %	Absentee	Early Voting	Election Day
YES	913	90.13%	13	520	380
NO	100	9.87%	1	53	46
Total Votes Cast	1,013	100.00%	14	573	426
Overvotes	0		0	0	0
Undervotes	41		2	23	16
Contest Totals	1,054		16	596	442

REP Proposition 4

Vote For 1

	TOTAL	VOTE %	Absentee	Early Voting	Election Day
YES	922	90.93%	14	530	378
NO	92	9.07%	2	45	45
Total Votes Cast	1,014	100.00%	16	575	423
Overvotes	0		0	0	0
Undervotes	40		0	21	19
Contest Totals	1,054		16	596	442

REP Proposition 5

Vote For 1

	TOTAL	VOTE %	Absentee	Early Voting	Election Day
YES	873	87.04%	14	503	356
NO	130	12.96%	2	67	61
Total Votes Cast	1,003	100.00%	16	570	417
Overvotes	0		0	0	0
Undervotes	51		0	26	25
Contest Totals	1,054		16	596	442

REP Proposition 6

Vote For 1

	TOTAL	VOTE %	Absentee	Early Voting	Election Day
YES	846	84.85%	14	470	362
NO	151	15.15%	2	97	52
Total Votes Cast	997	100.00%	16	567	414
Overvotes	0		0	0	0
Undervotes	57		0	29	28
Contest Totals	1,054		16	596	442

Official Results

Summary Results Report

JOINT Primary
March 05, 2024

OFFICIAL RESULTS

Colorado County

201 - Weimar/Oakland

REP Proposition 7

Vote For 1

	TOTAL	VOTE %	Absentee	Early Voting	Election Day
YES	734	78.00%	8	417	309
NO	207	22.00%	5	129	73
Total Votes Cast	941	100.00%	13	546	382
Overvotes	0		0	0	0
Undervotes	113		3	50	60
Contest Totals	1,054		16	596	442

REP Proposition 8

Vote For 1

	TOTAL	VOTE %	Absentee	Early Voting	Election Day
YES	956	94.47%	12	540	404
NO	56	5.53%	2	33	21
Total Votes Cast	1,012	100.00%	14	573	425
Overvotes	0		0	0	0
Undervotes	42		2	23	17
Contest Totals	1,054		16	596	442

REP Proposition 9

Vote For 1

	TOTAL	VOTE %	Absentee	Early Voting	Election Day
YES	716	71.46%	13	411	292
NO	286	28.54%	3	158	125
Total Votes Cast	1,002	100.00%	16	569	417
Overvotes	1		0	0	1
Undervotes	51		0	27	24
Contest Totals	1,054		16	596	442

REP Proposition 10

Vote For 1

	TOTAL	VOTE %	Absentee	Early Voting	Election Day
YES	913	91.57%	15	519	379
NO	84	8.43%	1	50	33
Total Votes Cast	997	100.00%	16	569	412
Overvotes	0		0	0	0
Undervotes	57		0	27	30
Contest Totals	1,054		16	596	442

Summary Results Report

JOINT Primary

March 05, 2024

OFFICIAL RESULTS

Colorado County

201 - Weimar/Oakland

REP Proposition 11

Vote For 1

	TOTAL	VOTE %	Absentee	Early Voting	Election Day
YES	855	84.91%	11	483	361
NO	152	15.09%	3	90	59
Total Votes Cast	1,007	100.00%	14	573	420
Overvotes	1		0	0	1
Undervotes	46		2	23	21
Contest Totals	1,054		16	596	442

REP Proposition 12

Vote For 1

	TOTAL	VOTE %	Absentee	Early Voting	Election Day
YES	994	97.36%	16	562	416
NO	27	2.64%	0	17	10
Total Votes Cast	1,021	100.00%	16	579	426
Overvotes	0		0	0	0
Undervotes	33		0	17	16
Contest Totals	1,054		16	596	442

REP Proposition 13

Vote For 1

	TOTAL	VOTE %	Absentee	Early Voting	Election Day
YES	992	97.35%	16	563	413
NO	27	2.65%	0	16	11
Total Votes Cast	1,019	100.00%	16	579	424
Overvotes	0		0	0	0
Undervotes	35		0	17	18
Contest Totals	1,054		16	596	442

DEM President

Vote For 1

	TOTAL	VOTE %	Absentee	Early Voting	Election Day
Star Locke	1	1.54%	0	0	1
Cenk Uygur	0	0.00%	0	0	0
Dean Phillips	1	1.54%	0	1	0
Frankie Lozada	1	1.54%	0	1	0
Armando "Mando" Perez-Serrato	1	1.54%	0	0	1
Gabriel A. Cornejo	1	1.54%	0	0	1
Marianne Williamson	3	4.62%	0	0	3
Joseph R. Biden Jr.	57	87.69%	6	27	24
Total Votes Cast	65	100.00%	6	29	30
Overvotes	0		0	0	0
Undervotes	3		0	2	1
Contest Totals	68		6	31	31

Summary Results Report
 JOINT Primary
 March 05, 2024

OFFICIAL RESULTS

Colorado County

201 - Weimar/Oakland

DEM US Senator
 Vote For 1

	TOTAL	VOTE %	Absentee	Early Voting	Election Day
Roland Gutierrez	5	7.94%	1	3	1
Meri Gomez	2	3.17%	0	1	1
Thierry Tchenko	4	6.35%	0	1	3
A. "Robert" Hassan	1	1.59%	0	1	0
Colin Allred	44	69.84%	5	19	20
Steven J. Keough	3	4.76%	0	2	1
Mark Gonzalez	2	3.17%	0	1	1
Carl Oscar Sherman	2	3.17%	0	1	1
Heli Rodriguez Prilliman	0	0.00%	0	0	0
Total Votes Cast	63	100.00%	6	29	28
Overvotes	0		0	0	0
Undervotes	5		0	2	3
Contest Totals	68		6	31	31

DEM US Representative, Dist 10
 Vote For 1

	TOTAL	VOTE %	Absentee	Early Voting	Election Day
Theresa Boisseau	41	74.55%	5	22	14
Keith McPhail	14	25.45%	1	6	7
Total Votes Cast	55	100.00%	6	28	21
Overvotes	0		0	0	0
Undervotes	13		0	3	10
Contest Totals	68		6	31	31

DEM Railroad Commissioner
 Vote For 1

	TOTAL	VOTE %	Absentee	Early Voting	Election Day
Katherine Culbert	39	66.10%	3	20	16
Bill Burch	20	33.90%	3	9	8
Total Votes Cast	59	100.00%	6	29	24
Overvotes	0		0	0	0
Undervotes	9		0	2	7
Contest Totals	68		6	31	31

DEM Justice, Supreme Court, PI 2
 Vote For 1

	TOTAL	VOTE %	Absentee	Early Voting	Election Day
DaSean Jones	30	50.85%	5	14	11
Randy Sarosdy	29	49.15%	1	14	14
Total Votes Cast	59	100.00%	6	28	25
Overvotes	0		0	0	0
Undervotes	9		0	3	6
Contest Totals	68		6	31	31

Summary Results Report

JOINT Primary
March 05, 2024

OFFICIAL RESULTS

Colorado County

201 - Weimar/Oakland

DEM Justice, Supreme Court, PI 4
Vote For 1

	TOTAL	VOTE %	Absentee	Early Voting	Election Day
Christine Vinh Weems	51	100.00%	6	25	20
Total Votes Cast	51	100.00%	6	25	20
Overvotes	0		0	0	0
Undervotes	17		0	6	11
Contest Totals	68		6	31	31

DEM Justice, Supreme Court, PI 6
Vote For 1

	TOTAL	VOTE %	Absentee	Early Voting	Election Day
Bonnie Lee Goldstein	41	74.55%	5	22	14
Joe Pool	14	25.45%	1	6	7
Total Votes Cast	55	100.00%	6	28	21
Overvotes	0		0	0	0
Undervotes	13		0	3	10
Contest Totals	68		6	31	31

DEM Presiding Judge, Ct of Crim App
Vote For 1

	TOTAL	VOTE %	Absentee	Early Voting	Election Day
Holly Taylor	55	100.00%	6	27	22
Total Votes Cast	55	100.00%	6	27	22
Overvotes	0		0	0	0
Undervotes	13		0	4	9
Contest Totals	68		6	31	31

DEM Judge, Ct of Crim App, PI 7
Vote For 1

	TOTAL	VOTE %	Absentee	Early Voting	Election Day
Nancy Mulder	49	100.00%	6	26	17
Total Votes Cast	49	100.00%	6	26	17
Overvotes	0		0	0	0
Undervotes	19		0	5	14
Contest Totals	68		6	31	31

DEM Judge, Ct of Crim App, PI 8
Vote For 1

	TOTAL	VOTE %	Absentee	Early Voting	Election Day
Chika Anyiam	50	100.00%	6	24	20
Total Votes Cast	50	100.00%	6	24	20
Overvotes	0		0	0	0
Undervotes	18		0	7	11
Contest Totals	68		6	31	31

Summary Results Report

JOINT Primary

March 05, 2024

OFFICIAL RESULTS

Colorado County

201 - Weimar/Oakland

DEM Member, State BoE, Dist 10

Vote For 1

	TOTAL	VOTE %	Absentee	Early Voting	Election Day
Raquel Saenz Ortiz	40	71.43%	6	18	16
DC Caldwell I	16	28.57%	0	10	6
Total Votes Cast	56	100.00%	6	28	22
Overvotes	0		0	0	0
Undervotes	12		0	3	9
Contest Totals	68		6	31	31

DEM State Senator, Dist 17

Vote For 1

	TOTAL	VOTE %	Absentee	Early Voting	Election Day
Kathy Cheng	51	100.00%	6	25	20
Total Votes Cast	51	100.00%	6	25	20
Overvotes	0		0	0	0
Undervotes	17		0	6	11
Contest Totals	68		6	31	31

DEM Justice, 1st Ct of App Dist, PI 2

Vote For 1

	TOTAL	VOTE %	Absentee	Early Voting	Election Day
Brendetta Scott	36	65.45%	2	20	14
Gordon Goodman	19	34.55%	4	8	7
Total Votes Cast	55	100.00%	6	28	21
Overvotes	0		0	0	0
Undervotes	13		0	3	10
Contest Totals	68		6	31	31

DEM Justice, 1st Ct of App Dist, PI 6

Vote For 1

	TOTAL	VOTE %	Absentee	Early Voting	Election Day
Sarah Beth Landau	52	100.00%	6	25	21
Total Votes Cast	52	100.00%	6	25	21
Overvotes	0		0	0	0
Undervotes	16		0	6	10
Contest Totals	68		6	31	31

DEM Justice, 1st Ct of App Dist, PI 7

Vote For 1

	TOTAL	VOTE %	Absentee	Early Voting	Election Day
Julie Countiss	50	100.00%	6	25	19
Total Votes Cast	50	100.00%	6	25	19
Overvotes	0		0	0	0
Undervotes	18		0	6	12
Contest Totals	68		6	31	31

Summary Results Report

JOINT Primary

March 05, 2024

201 - Weimar/Oakland

DEM Justice, 1st Ct of App Dist, PI 8

Vote For 1

	TOTAL	VOTE %	Absentee	Early Voting	Election Day
Richard Hightower	34	60.71%	4	17	13
Ysidra "Sissy" Kyles	22	39.29%	2	10	10
Total Votes Cast	56	100.00%	6	27	23
Overvotes	0		0	0	0
Undervotes	12		0	4	8
Contest Totals	68		6	31	31

DEM Justice, 1st Ct of App Dist, PI 9

Vote For 1

	TOTAL	VOTE %	Absentee	Early Voting	Election Day
Peter Kelly	25	46.30%	4	10	11
Amber Boyd-Cora	29	53.70%	2	17	10
Total Votes Cast	54	100.00%	6	27	21
Overvotes	0		0	0	0
Undervotes	14		0	4	10
Contest Totals	68		6	31	31

DEM Justice, 14th Ct of App Dist, PI 3

Vote For 1

	TOTAL	VOTE %	Absentee	Early Voting	Election Day
Velda Renita Faulkner	18	33.96%	2	7	9
Mark Ritchie	9	16.98%	0	6	3
Chuck Silverman	6	11.32%	0	4	2
Jerry Zimmerer	20	37.74%	4	8	8
Total Votes Cast	53	100.00%	6	25	22
Overvotes	0		0	0	0
Undervotes	15		0	6	9
Contest Totals	68		6	31	31

DEM Justice, 14th Ct of App Dist, PI 4

Vote For 1

	TOTAL	VOTE %	Absentee	Early Voting	Election Day
Charles Spain	39	70.91%	6	20	13
Derek Obialo	16	29.09%	0	8	8
Total Votes Cast	55	100.00%	6	28	21
Overvotes	0		0	0	0
Undervotes	13		0	3	10
Contest Totals	68		6	31	31

JOINT Primary
March 05, 2024

Colorado County

201 - Weimar/Oakland

DEM Justice, 14th Ct of App Dist, PI 5

Vote For 1

	TOTAL	VOTE %	Absentee	Early Voting	Election Day
Frances Bourliot	51	100.00%	6	24	21
Total Votes Cast	51	100.00%	6	24	21
Overvotes	0		0	0	0
Undervotes	17		0	7	10
Contest Totals	68		6	31	31

DEM Justice, 14th Ct of App Dist, PI 6

Vote For 1

	TOTAL	VOTE %	Absentee	Early Voting	Election Day
Meagan Hassan	42	75.00%	6	22	14
Sara Padua Cordua	14	25.00%	0	6	8
Total Votes Cast	56	100.00%	6	28	22
Overvotes	0		0	0	0
Undervotes	12		0	3	9
Contest Totals	68		6	31	31

DEM Justice, 14th Ct of App Dist, PI 8

Vote For 1

	TOTAL	VOTE %	Absentee	Early Voting	Election Day
Margaret "Meg" Poissant	51	100.00%	6	25	20
Total Votes Cast	51	100.00%	6	25	20
Overvotes	0		0	0	0
Undervotes	17		0	6	11
Contest Totals	68		6	31	31

DEM County Chair

Vote For 1

	TOTAL	VOTE %	Absentee	Early Voting	Election Day
Wayne Lefferd	57	100.00%	6	25	26
Total Votes Cast	57	100.00%	6	25	26
Overvotes	0		0	0	0
Undervotes	11		0	6	5
Contest Totals	68		6	31	31

Summary Results Report

OFFICIAL RESULTS

JOINT Primary
March 05, 2024

Colorado County

202 -Sheridan

Statistics

	TOTAL	Absentee	Early Voting	Election Day
Registered Voters - Total	644			
Registered Voters - Republican Party	0			
Registered Voters - Democratic Party	0			
Registered Voters - NONPARTISAN	644			
Ballots Cast - Total	190	6	59	125
Ballots Cast - Republican Party	179	4	52	123
Ballots Cast - Democratic Party	11	2	7	2
Ballots Cast - NONPARTISAN	0	0	0	0
Ballots Cast - Blank	0	0	0	0
Voter Turnout - Total	29.50%			
Voter Turnout - Republican Party	0.00%			
Voter Turnout - Democratic Party	0.00%			
Voter Turnout - NONPARTISAN	0.00%			

REP President

Vote For 1

	TOTAL	VOTE %	Absentee	Early Voting	Election Day
Nikki Haley	14	7.82%	0	5	9
Vivek Ramaswamy	0	0.00%	0	0	0
David Stuckenberg	0	0.00%	0	0	0
Ron DeSantis	1	0.56%	0	1	0
Chris Christie	0	0.00%	0	0	0
Ryan L. Binkley	0	0.00%	0	0	0
Donald J. Trump	159	88.83%	4	43	112
Asa Hutchinson	0	0.00%	0	0	0
Uncommitted	5	2.79%	0	3	2
Total Votes Cast	179	100.00%	4	52	123
Overvotes	0		0	0	0
Undervotes	0		0	0	0
Contest Totals	179		4	52	123

REP US Senator

Vote For 1

	TOTAL	VOTE %	Absentee	Early Voting	Election Day
Ted Cruz	160	91.95%	4	42	114
R E (Rufus) Lopez	5	2.87%	0	4	1
Holland "Redd" Gibson	9	5.17%	0	2	7
Total Votes Cast	174	100.00%	4	48	122
Overvotes	0		0	0	0
Undervotes	5		0	4	1
Contest Totals	179		4	52	123

Summary Results Report

JOINT Primary

March 05, 2024

OFFICIAL RESULTS

Colorado County

202 -Sheridan

REP US Representative, Dist 10

Vote For 1

	TOTAL	VOTE %	Absentee	Early Voting	Election Day
Michael T. McCaul	127	76.97%	2	34	91
Jared B. Lovelace	38	23.03%	2	13	23
Total Votes Cast	165	100.00%	4	47	114
Overvotes	0		0	0	0
Undervotes	14		0	5	9
Contest Totals	179		4	52	123

REP Railroad Commissioner

Vote For 1

	TOTAL	VOTE %	Absentee	Early Voting	Election Day
James "Jim" Matlock	90	54.55%	1	25	64
Corey Howell	7	4.24%	1	3	3
Petra Reyes	4	2.42%	0	2	2
Christie Clark	21	12.73%	0	4	17
Christi Craddick	43	26.06%	2	12	29
Total Votes Cast	165	100.00%	4	46	115
Overvotes	0		0	0	0
Undervotes	14		0	6	8
Contest Totals	179		4	52	123

REP Justice, Supreme Court, PI 2

Vote For 1

	TOTAL	VOTE %	Absentee	Early Voting	Election Day
Jimmy Blacklock	140	100.00%	3	38	99
Total Votes Cast	140	100.00%	3	38	99
Overvotes	0		0	0	0
Undervotes	39		1	14	24
Contest Totals	179		4	52	123

REP Justice, Supreme Court, PI 4

Vote For 1

	TOTAL	VOTE %	Absentee	Early Voting	Election Day
Brian Walker	102	67.11%	0	23	79
John Devine	50	32.89%	4	17	29
Total Votes Cast	152	100.00%	4	40	108
Overvotes	0		0	0	0
Undervotes	27		0	12	15
Contest Totals	179		4	52	123

Summary Results Report

JOINT Primary
March 05, 2024

202 -Sheridan

REP Justice, Supreme Court, PI 6
Vote For 1

	TOTAL	VOTE %	Absentee	Early Voting	Election Day
Jane Bland	139	100.00%	3	37	99
Total Votes Cast	139	100.00%	3	37	99
Overvotes	0		0	0	0
Undervotes	40		1	15	24
Contest Totals	179		4	52	123

REP Presiding Judge, Ct of Crim App
Vote For 1

	TOTAL	VOTE %	Absentee	Early Voting	Election Day
Sharon Keller	82	53.25%	0	20	62
David J. Schenck	72	46.75%	4	22	46
Total Votes Cast	154	100.00%	4	42	108
Overvotes	0		0	0	0
Undervotes	25		0	10	15
Contest Totals	179		4	52	123

REP Judge, Ct of Crim App, PI 7
Vote For 1

	TOTAL	VOTE %	Absentee	Early Voting	Election Day
Gina Parker	109	70.78%	3	29	77
Barbara Parker Hervey	45	29.22%	1	14	30
Total Votes Cast	154	100.00%	4	43	107
Overvotes	0		0	0	0
Undervotes	25		0	9	16
Contest Totals	179		4	52	123

REP Judge, Ct of Crim App, PI 8
Vote For 1

	TOTAL	VOTE %	Absentee	Early Voting	Election Day
Lee Finley	91	58.71%	3	25	63
Michelle Slaughter	64	41.29%	1	18	45
Total Votes Cast	155	100.00%	4	43	108
Overvotes	0		0	0	0
Undervotes	24		0	9	15
Contest Totals	179		4	52	123

Summary Results Report

JOINT Primary
March 05, 2024

202 -Sheridan

REP Member, State BoE, Dist 10

Vote For 1

	TOTAL	VOTE %	Absentee	Early Voting	Election Day
"DC" Caldwell I	44	28.39%	0	9	35
Mary Bone	48	30.97%	2	15	31
Tom Maynard	63	40.65%	2	19	42
Total Votes Cast	155	100.00%	4	43	108
Overvotes	0		0	0	0
Undervotes	24		0	9	15
Contest Totals	179		4	52	123

REP State Senator, Dist 17

Vote For 1

	TOTAL	VOTE %	Absentee	Early Voting	Election Day
Joan Huffman	142	100.00%	4	38	100
Total Votes Cast	142	100.00%	4	38	100
Overvotes	0		0	0	0
Undervotes	37		0	14	23
Contest Totals	179		4	52	123

REP State Representative, Dist 85

Vote For 1

	TOTAL	VOTE %	Absentee	Early Voting	Election Day
Stan Kitzman	115	70.55%	3	26	86
Tim Greeson	48	29.45%	1	18	29
Total Votes Cast	163	100.00%	4	44	115
Overvotes	0		0	0	0
Undervotes	16		0	8	8
Contest Totals	179		4	52	123

REP Justice, 1st Ct of App Dist PI 2

Vote For 1

	TOTAL	VOTE %	Absentee	Early Voting	Election Day
Jennifer Caughey	137	100.00%	3	35	99
Total Votes Cast	137	100.00%	3	35	99
Overvotes	0		0	0	0
Undervotes	42		1	17	24
Contest Totals	179		4	52	123

Summary Results Report

JOINT Primary
March 05, 2024

OFFICIAL RESULTS

Colorado County

202 -Sheridan

REP Justice, 1st Ct of App Dist, PI 6

Vote For 1

	TOTAL	VOTE %	Absentee	Early Voting	Election Day
Andrew Johnson	135	100.00%	3	33	99
Total Votes Cast	135	100.00%	3	33	99
Overvotes	0		0	0	0
Undervotes	44		1	19	24
Contest Totals	179		4	52	123

REP Justice, 1st Ct of App Dist, PI 7

Vote For 1

	TOTAL	VOTE %	Absentee	Early Voting	Election Day
Clint Morgan	135	100.00%	3	35	97
Total Votes Cast	135	100.00%	3	35	97
Overvotes	0		0	0	0
Undervotes	44		1	17	26
Contest Totals	179		4	52	123

REP Justice, 1st Ct of App Dist, PI 8

Vote For 1

	TOTAL	VOTE %	Absentee	Early Voting	Election Day
Kristin M. Guiney	132	100.00%	3	34	95
Total Votes Cast	132	100.00%	3	34	95
Overvotes	0		0	0	0
Undervotes	47		1	18	28
Contest Totals	179		4	52	123

REP Justice, 1st Ct of App Dist, PI 9

Vote For 1

	TOTAL	VOTE %	Absentee	Early Voting	Election Day
Susanna Dokupil	129	100.00%	3	34	92
Total Votes Cast	129	100.00%	3	34	92
Overvotes	0		0	0	0
Undervotes	50		1	18	31
Contest Totals	179		4	52	123

REP Justice, 14th Ct of App Dist, PI 3

Vote For 1

	TOTAL	VOTE %	Absentee	Early Voting	Election Day
Chad Bridges	132	100.00%	3	34	95
Total Votes Cast	132	100.00%	3	34	95
Overvotes	0		0	0	0
Undervotes	47		1	18	28
Contest Totals	179		4	52	123

Summary Results Report

JOINT Primary
March 05, 2024

202 -Sheridan

REP Justice, 14th Ct of App Dist, PI 4

Vote For 1

	TOTAL	VOTE %	Absentee	Early Voting	Election Day
Tonya McLaughlin	71	47.33%	0	22	49
Steve Rogers	79	52.67%	4	19	56
Total Votes Cast	150	100.00%	4	41	105
Overvotes	0		0	0	0
Undervotes	29		0	11	18
Contest Totals	179		4	52	123

REP Justice, 14th Ct of App Dist, PI 5

Vote For 1

	TOTAL	VOTE %	Absentee	Early Voting	Election Day
Maritza Michele Antu	123	100.00%	3	31	89
Total Votes Cast	123	100.00%	3	31	89
Overvotes	0		0	0	0
Undervotes	56		1	21	34
Contest Totals	179		4	52	123

REP Justice, 14th Ct of App Dist, PI 6

Vote For 1

	TOTAL	VOTE %	Absentee	Early Voting	Election Day
Katy Boatman	130	100.00%	3	34	93
Total Votes Cast	130	100.00%	3	34	93
Overvotes	0		0	0	0
Undervotes	49		1	18	30
Contest Totals	179		4	52	123

REP Justice, 14th Ct of App Dist, PI 8

Vote For 1

	TOTAL	VOTE %	Absentee	Early Voting	Election Day
Brad Hart	129	100.00%	3	34	92
Total Votes Cast	129	100.00%	3	34	92
Overvotes	0		0	0	0
Undervotes	50		1	18	31
Contest Totals	179		4	52	123

REP Dist Judge, 25th Judicial Dist

Vote For 1

	TOTAL	VOTE %	Absentee	Early Voting	Election Day
Bill Old	138	100.00%	3	38	97
Total Votes Cast	138	100.00%	3	38	97
Overvotes	0		0	0	0
Undervotes	41		1	14	26
Contest Totals	179		4	52	123

Summary Results Report

OFFICIAL RESULTS

JOINT Primary
March 05, 2024

Colorado County

202 -Sheridan

REP Dist Judge, 2nd 25th Judicial Dist

Vote For 1

	TOTAL	VOTE %	Absentee	Early Voting	Election Day
Jessica Richard Crawford	131	100.00%	3	36	92
Total Votes Cast	131	100.00%	3	36	92
Overvotes	0		0	0	0
Undervotes	48		1	16	31
Contest Totals	179		4	52	123

REP County Attorney

Vote For 1

	TOTAL	VOTE %	Absentee	Early Voting	Election Day
Jay Johannes	143	100.00%	4	38	101
Total Votes Cast	143	100.00%	4	38	101
Overvotes	0		0	0	0
Undervotes	36		0	14	22
Contest Totals	179		4	52	123

REP Sheriff

Vote For 1

	TOTAL	VOTE %	Absentee	Early Voting	Election Day
Justin Lindemann	105	61.05%	2	31	72
"Wendy" Alley	67	38.95%	2	17	48
Total Votes Cast	172	100.00%	4	48	120
Overvotes	0		0	0	0
Undervotes	7		0	4	3
Contest Totals	179		4	52	123

REP County Tax Assessor-Collector

Vote For 1

	TOTAL	VOTE %	Absentee	Early Voting	Election Day
Erica Kollaja	85	52.15%	2	27	56
Melinda A. Zajicek	54	33.13%	0	14	40
Bruce Besch	24	14.72%	2	5	17
Total Votes Cast	163	100.00%	4	46	113
Overvotes	0		0	0	0
Undervotes	16		0	6	10
Contest Totals	179		4	52	123

Summary Results Report

JOINT Primary
March 05, 2024

202 -Sheridan

REP Constable Pct 2

Vote For 1

	TOTAL	VOTE %	Absentee	Early Voting	Election Day
Lonnie L. Hinze	141	100.00%	4	39	98
Total Votes Cast	141	100.00%	4	39	98
Overvotes	0		0	0	0
Undervotes	38		0	13	25
Contest Totals	179		4	52	123

REP County Chair

Vote For 1

	TOTAL	VOTE %	Absentee	Early Voting	Election Day
Tom Kelley	140	100.00%	4	39	97
Total Votes Cast	140	100.00%	4	39	97
Overvotes	0		0	0	0
Undervotes	39		0	13	26
Contest Totals	179		4	52	123

REP Proposition 1

Vote For 1

	TOTAL	VOTE %	Absentee	Early Voting	Election Day
YES	153	88.44%	4	42	107
NO	20	11.56%	0	6	14
Total Votes Cast	173	100.00%	4	48	121
Overvotes	0		0	0	0
Undervotes	6		0	4	2
Contest Totals	179		4	52	123

REP Proposition 2

Vote For 1

	TOTAL	VOTE %	Absentee	Early Voting	Election Day
YES	170	96.59%	4	45	121
NO	6	3.41%	0	4	2
Total Votes Cast	176	100.00%	4	49	123
Overvotes	0		0	0	0
Undervotes	3		0	3	0
Contest Totals	179		4	52	123

Summary Results Report

JOINT Primary
March 05, 2024

OFFICIAL RESULTS

Colorado County

202 -Sheridan

REP Proposition 3

Vote For 1

	TOTAL	VOTE %	Absentee	Early Voting	Election Day
YES	167	95.43%	4	48	115
NO	8	4.57%	0	2	6
Total Votes Cast	175	100.00%	4	50	121
Overvotes	0		0	0	0
Undervotes	4		0	2	2
Contest Totals	179		4	52	123

REP Proposition 4

Vote For 1

	TOTAL	VOTE %	Absentee	Early Voting	Election Day
YES	163	93.14%	4	47	112
NO	12	6.86%	0	3	9
Total Votes Cast	175	100.00%	4	50	121
Overvotes	0		0	0	0
Undervotes	4		0	2	2
Contest Totals	179		4	52	123

REP Proposition 5

Vote For 1

	TOTAL	VOTE %	Absentee	Early Voting	Election Day
YES	157	89.71%	4	44	109
NO	18	10.29%	0	6	12
Total Votes Cast	175	100.00%	4	50	121
Overvotes	0		0	0	0
Undervotes	4		0	2	2
Contest Totals	179		4	52	123

REP Proposition 6

Vote For 1

	TOTAL	VOTE %	Absentee	Early Voting	Election Day
YES	142	82.56%	4	41	97
NO	30	17.44%	0	7	23
Total Votes Cast	172	100.00%	4	48	120
Overvotes	0		0	0	0
Undervotes	7		0	4	3
Contest Totals	179		4	52	123

Summary Results Report

JOINT Primary
 March 05, 2024

OFFICIAL RESULTS

Colorado County

202 -Sheridan

REP Proposition 7

Vote For 1

	TOTAL	VOTE %	Absentee	Early Voting	Election Day
YES	135	79.88%	4	37	94
NO	34	20.12%	0	10	24
Total Votes Cast	169	100.00%	4	47	118
Overvotes	0		0	0	0
Undervotes	10		0	5	5
Contest Totals	179		4	52	123

REP Proposition 8

Vote For 1

	TOTAL	VOTE %	Absentee	Early Voting	Election Day
YES	167	95.98%	4	48	115
NO	7	4.02%	0	2	5
Total Votes Cast	174	100.00%	4	50	120
Overvotes	0		0	0	0
Undervotes	5		0	2	3
Contest Totals	179		4	52	123

REP Proposition 9

Vote For 1

	TOTAL	VOTE %	Absentee	Early Voting	Election Day
YES	132	77.19%	4	38	90
NO	39	22.81%	0	10	29
Total Votes Cast	171	100.00%	4	48	119
Overvotes	0		0	0	0
Undervotes	8		0	4	4
Contest Totals	179		4	52	123

REP Proposition 10

Vote For 1

	TOTAL	VOTE %	Absentee	Early Voting	Election Day
YES	161	93.06%	4	46	111
NO	12	6.94%	0	3	9
Total Votes Cast	173	100.00%	4	49	120
Overvotes	0		0	0	0
Undervotes	6		0	3	3
Contest Totals	179		4	52	123

Summary Results Report

JOINT Primary
March 05, 2024

202 -Sheridan

REP Proposition 11

Vote For 1

	TOTAL	VOTE %	Absentee	Early Voting	Election Day
YES	146	83.43%	4	46	96
NO	29	16.57%	0	4	25
Total Votes Cast	175	100.00%	4	50	121
Overvotes	0		0	0	0
Undervotes	4		0	2	2
Contest Totals	179		4	52	123

REP Proposition 12

Vote For 1

	TOTAL	VOTE %	Absentee	Early Voting	Election Day
YES	167	95.98%	4	48	115
NO	7	4.02%	0	2	5
Total Votes Cast	174	100.00%	4	50	120
Overvotes	0		0	0	0
Undervotes	5		0	2	3
Contest Totals	179		4	52	123

REP Proposition 13

Vote For 1

	TOTAL	VOTE %	Absentee	Early Voting	Election Day
YES	169	96.57%	4	47	118
NO	6	3.43%	0	3	3
Total Votes Cast	175	100.00%	4	50	121
Overvotes	0		0	0	0
Undervotes	4		0	2	2
Contest Totals	179		4	52	123

DEM President

Vote For 1

	TOTAL	VOTE %	Absentee	Early Voting	Election Day
Star Locke	0	0.00%	0	0	0
Cenk Uygur	0	0.00%	0	0	0
Dean Phillips	0	0.00%	0	0	0
Frankie Lozada	0	0.00%	0	0	0
Armando "Mando" Perez-Serrato	0	0.00%	0	0	0
Gabriel A. Cornejo	0	0.00%	0	0	0
Marianne Williamson	1	9.09%	0	1	0
Joseph R. Biden Jr.	10	90.91%	2	6	2
Total Votes Cast	11	100.00%	2	7	2
Overvotes	0		0	0	0
Undervotes	0		0	0	0
Contest Totals	11		2	7	2

Summary Results Report

JOINT Primary
March 05, 2024

OFFICIAL RESULTS

Colorado County

202 -Sheridan

DEM US Senator

Vote For 1

	TOTAL	VOTE %	Absentee	Early Voting	Election Day
Roland Gutierrez	1	10.00%	0	1	0
Meri Gomez	0	0.00%	0	0	0
Thierry Tchenko	0	0.00%	0	0	0
A. "Robert" Hassan	1	10.00%	0	1	0
Colin Allred	7	70.00%	1	4	2
Steven J. Keough	1	10.00%	1	0	0
Mark Gonzalez	0	0.00%	0	0	0
Carl Oscar Sherman	0	0.00%	0	0	0
Heli Rodriguez Prilliman	0	0.00%	0	0	0
Total Votes Cast	10	100.00%	2	6	2
Overvotes	0		0	0	0
Undervotes	1		0	1	0
Contest Totals	11		2	7	2

DEM US Representative, Dist 10

Vote For 1

	TOTAL	VOTE %	Absentee	Early Voting	Election Day
Theresa Boisseau	9	90.00%	2	5	2
Keith McPhail	1	10.00%	0	1	0
Total Votes Cast	10	100.00%	2	6	2
Overvotes	0		0	0	0
Undervotes	1		0	1	0
Contest Totals	11		2	7	2

DEM Railroad Commissioner

Vote For 1

	TOTAL	VOTE %	Absentee	Early Voting	Election Day
Katherine Culbert	7	63.64%	2	4	1
Bill Burch	4	36.36%	0	3	1
Total Votes Cast	11	100.00%	2	7	2
Overvotes	0		0	0	0
Undervotes	0		0	0	0
Contest Totals	11		2	7	2

DEM Justice, Supreme Court, PI 2

Vote For 1

	TOTAL	VOTE %	Absentee	Early Voting	Election Day
DaSean Jones	8	80.00%	2	6	0
Randy Sarosdy	2	20.00%	0	0	2
Total Votes Cast	10	100.00%	2	6	2
Overvotes	0		0	0	0
Undervotes	1		0	1	0
Contest Totals	11		2	7	2

Summary Results Report

OFFICIAL RESULTS

JOINT Primary

March 05, 2024

Colorado County

202 -Sheridan

DEM Justice, Supreme Court, PI 4

Vote For 1

	TOTAL	VOTE %	Absentee	Early Voting	Election Day
Christine Vinh Weems	11	100.00%	2	7	2
Total Votes Cast	11	100.00%	2	7	2
Overvotes	0		0	0	0
Undervotes	0		0	0	0
Contest Totals	11		2	7	2

DEM Justice, Supreme Court, PI 6

Vote For 1

	TOTAL	VOTE %	Absentee	Early Voting	Election Day
Bonnie Lee Goldstein	4	44.44%	0	4	0
Joe Pool	5	55.56%	2	1	2
Total Votes Cast	9	100.00%	2	5	2
Overvotes	0		0	0	0
Undervotes	2		0	2	0
Contest Totals	11		2	7	2

DEM Presiding Judge, Ct of Crim App

Vote For 1

	TOTAL	VOTE %	Absentee	Early Voting	Election Day
Holly Taylor	11	100.00%	2	7	2
Total Votes Cast	11	100.00%	2	7	2
Overvotes	0		0	0	0
Undervotes	0		0	0	0
Contest Totals	11		2	7	2

DEM Judge, Ct of Crim App, PI 7

Vote For 1

	TOTAL	VOTE %	Absentee	Early Voting	Election Day
Nancy Mulder	10	100.00%	2	6	2
Total Votes Cast	10	100.00%	2	6	2
Overvotes	0		0	0	0
Undervotes	1		0	1	0
Contest Totals	11		2	7	2

DEM Judge, Ct of Crim App, PI 8

Vote For 1

	TOTAL	VOTE %	Absentee	Early Voting	Election Day
Chika Anyiam	10	100.00%	2	6	2
Total Votes Cast	10	100.00%	2	6	2
Overvotes	0		0	0	0
Undervotes	1		0	1	0
Contest Totals	11		2	7	2

Summary Results Report

JOINT Primary

March 05, 2024

OFFICIAL RESULTS

Colorado County

202 -Sheridan

DEM Member, State BoE, Dist 10

Vote For 1

	TOTAL	VOTE %	Absentee	Early Voting	Election Day
Raquel Saenz Ortiz	6	60.00%	0	5	1
DC Caldwell I	4	40.00%	2	1	1
Total Votes Cast	10	100.00%	2	6	2
Overvotes	0		0	0	0
Undervotes	1		0	1	0
Contest Totals	11		2	7	2

DEM State Senator, Dist 17

Vote For 1

	TOTAL	VOTE %	Absentee	Early Voting	Election Day
Kathy Cheng	10	100.00%	2	6	2
Total Votes Cast	10	100.00%	2	6	2
Overvotes	0		0	0	0
Undervotes	1		0	1	0
Contest Totals	11		2	7	2

DEM Justice, 1st Ct of App Dist, PI 2

Vote For 1

	TOTAL	VOTE %	Absentee	Early Voting	Election Day
Brendetta Scott	8	72.73%	2	4	2
Gordon Goodman	3	27.27%	0	3	0
Total Votes Cast	11	100.00%	2	7	2
Overvotes	0		0	0	0
Undervotes	0		0	0	0
Contest Totals	11		2	7	2

DEM Justice, 1st Ct of App Dist, PI 6

Vote For 1

	TOTAL	VOTE %	Absentee	Early Voting	Election Day
Sarah Beth Landau	10	100.00%	2	6	2
Total Votes Cast	10	100.00%	2	6	2
Overvotes	0		0	0	0
Undervotes	1		0	1	0
Contest Totals	11		2	7	2

DEM Justice, 1st Ct of App Dist, PI 7

Vote For 1

	TOTAL	VOTE %	Absentee	Early Voting	Election Day
Julie Countiss	10	100.00%	2	6	2
Total Votes Cast	10	100.00%	2	6	2
Overvotes	0		0	0	0
Undervotes	1		0	1	0
Contest Totals	11		2	7	2

Summary Results Report

JOINT Primary
 March 05, 2024

OFFICIAL RESULTS

Colorado County

202 -Sheridan

DEM Justice, 1st Ct of App Dist, PI 8

Vote For 1

	TOTAL	VOTE %	Absentee	Early Voting	Election Day
Richard Hightower	5	50.00%	1	3	1
Ysidra "Sissy" Kyles	5	50.00%	1	3	1
Total Votes Cast	10	100.00%	2	6	2
Overvotes	0		0	0	0
Undervotes	1		0	1	0
Contest Totals	11		2	7	2

DEM Justice, 1st Ct of App Dist, PI 9

Vote For 1

	TOTAL	VOTE %	Absentee	Early Voting	Election Day
Peter Kelly	3	30.00%	0	3	0
Amber Boyd-Cora	7	70.00%	2	3	2
Total Votes Cast	10	100.00%	2	6	2
Overvotes	0		0	0	0
Undervotes	1		0	1	0
Contest Totals	11		2	7	2

DEM Justice, 14th Ct of App Dist, PI 3

Vote For 1

	TOTAL	VOTE %	Absentee	Early Voting	Election Day
Velda Renita Faulkner	5	45.45%	1	4	0
Mark Ritchie	3	27.27%	0	2	1
Chuck Silverman	2	18.18%	0	1	1
Jerry Zimmerer	1	9.09%	1	0	0
Total Votes Cast	11	100.00%	2	7	2
Overvotes	0		0	0	0
Undervotes	0		0	0	0
Contest Totals	11		2	7	2

DEM Justice, 14th Ct of App Dist, PI 4

Vote For 1

	TOTAL	VOTE %	Absentee	Early Voting	Election Day
Charles Spain	6	66.67%	1	3	2
Derek Obialo	3	33.33%	1	2	0
Total Votes Cast	9	100.00%	2	5	2
Overvotes	0		0	0	0
Undervotes	2		0	2	0
Contest Totals	11		2	7	2

JOINT Primary
March 05, 2024

Colorado County

202 -Sheridan

DEM Justice, 14th Ct of App Dist, PI 5

Vote For 1

	TOTAL	VOTE %	Absentee	Early Voting	Election Day
Frances Bourliot	9	100.00%	2	5	2
Total Votes Cast	9	100.00%	2	5	2
Overvotes	0		0	0	0
Undervotes	2		0	2	0
Contest Totals	11		2	7	2

DEM Justice, 14th Ct of App Dist, PI 6

Vote For 1

	TOTAL	VOTE %	Absentee	Early Voting	Election Day
Meagan Hassan	6	66.67%	2	3	1
Sara Padua Cordua	3	33.33%	0	2	1
Total Votes Cast	9	100.00%	2	5	2
Overvotes	0		0	0	0
Undervotes	2		0	2	0
Contest Totals	11		2	7	2

DEM Justice, 14th Ct of App Dist, PI 8

Vote For 1

	TOTAL	VOTE %	Absentee	Early Voting	Election Day
Margaret "Meg" Poissant	9	100.00%	2	5	2
Total Votes Cast	9	100.00%	2	5	2
Overvotes	0		0	0	0
Undervotes	2		0	2	0
Contest Totals	11		2	7	2

DEM County Chair

Vote For 1

	TOTAL	VOTE %	Absentee	Early Voting	Election Day
Wayne Lefferd	10	100.00%	2	6	2
Total Votes Cast	10	100.00%	2	6	2
Overvotes	0		0	0	0
Undervotes	1		0	1	0
Contest Totals	11		2	7	2

Summary Results Report

OFFICIAL RESULTS

JOINT Primary
March 05, 2024

Colorado County

302-Frelsburg

Statistics

	TOTAL	Absentee	Early Voting	Election Day
Registered Voters - Total	1,229			
Registered Voters - Republican Party	0			
Registered Voters - Democratic Party	0			
Registered Voters - NONPARTISAN	1,229			
Ballots Cast - Total	531	13	222	296
Ballots Cast - Republican Party	510	12	208	290
Ballots Cast - Democratic Party	21	1	14	6
Ballots Cast - NONPARTISAN	0	0	0	0
Ballots Cast - Blank	0	0	0	0
Voter Turnout - Total	43.21%			
Voter Turnout - Republican Party	0.00%			
Voter Turnout - Democratic Party	0.00%			
Voter Turnout - NONPARTISAN	0.00%			

REP President

Vote For 1

	TOTAL	VOTE %	Absentee	Early Voting	Election Day
Nikki Haley	49	9.65%	0	24	25
Vivek Ramaswamy	2	0.39%	0	1	1
David Stuckenberg	0	0.00%	0	0	0
Ron DeSantis	7	1.38%	0	3	4
Chris Christie	0	0.00%	0	0	0
Ryan L. Binkley	0	0.00%	0	0	0
Donald J. Trump	444	87.40%	12	177	255
Asa Hutchinson	1	0.20%	0	0	1
Uncommitted	5	0.98%	0	2	3
Total Votes Cast	508	100.00%	12	207	289
Overvotes	0		0	0	0
Undervotes	2		0	1	1
Contest Totals	510		12	208	290

REP US Senator

Vote For 1

	TOTAL	VOTE %	Absentee	Early Voting	Election Day
Ted Cruz	460	93.31%	12	187	261
R E (Rufus) Lopez	18	3.65%	0	7	11
Holland "Redd" Gibson	15	3.04%	0	4	11
Total Votes Cast	493	100.00%	12	198	283
Overvotes	0		0	0	0
Undervotes	17		0	10	7
Contest Totals	510		12	208	290

Summary Results Report

OFFICIAL RESULTS

JOINT Primary

March 05, 2024

Colorado County

302-Frelsburg

REP US Representative, Dist 10

Vote For 1

	TOTAL	VOTE %	Absentee	Early Voting	Election Day
Michael T. McCaul	355	77.68%	8	138	209
Jared B. Lovelace	102	22.32%	1	48	53
Total Votes Cast	457	100.00%	9	186	262
Overvotes	0		0	0	0
Undervotes	53		3	22	28
Contest Totals	510		12	208	290

REP Railroad Commissioner

Vote For 1

	TOTAL	VOTE %	Absentee	Early Voting	Election Day
James "Jim" Matlock	189	46.55%	2	59	128
Corey Howell	16	3.94%	0	6	10
Petra Reyes	9	2.22%	0	2	7
Christie Clark	42	10.34%	1	24	17
Christi Craddick	150	36.95%	9	78	63
Total Votes Cast	406	100.00%	12	169	225
Overvotes	1		0	0	1
Undervotes	103		0	39	64
Contest Totals	510		12	208	290

REP Justice, Supreme Court, PI 2

Vote For 1

	TOTAL	VOTE %	Absentee	Early Voting	Election Day
Jimmy Blacklock	366	100.00%	12	138	216
Total Votes Cast	366	100.00%	12	138	216
Overvotes	0		0	0	0
Undervotes	144		0	70	74
Contest Totals	510		12	208	290

REP Justice, Supreme Court, PI 4

Vote For 1

	TOTAL	VOTE %	Absentee	Early Voting	Election Day
Brian Walker	237	65.29%	5	78	154
John Devine	126	34.71%	6	64	56
Total Votes Cast	363	100.00%	11	142	210
Overvotes	0		0	0	0
Undervotes	147		1	66	80
Contest Totals	510		12	208	290

Summary Results Report

OFFICIAL RESULTS

JOINT Primary
March 05, 2024

Colorado County

302-Frelsburg

REP Justice, Supreme Court, PI 6

Vote For 1

	TOTAL	VOTE %	Absentee	Early Voting	Election Day
Jane Bland	368	100.00%	12	142	214
Total Votes Cast	368	100.00%	12	142	214
Overvotes	0		0	0	0
Undervotes	142		0	66	76
Contest Totals	510		12	208	290

REP Presiding Judge, Ct of Crim App

Vote For 1

	TOTAL	VOTE %	Absentee	Early Voting	Election Day
Sharon Keller	204	55.28%	5	75	124
David J. Schenck	165	44.72%	6	71	88
Total Votes Cast	369	100.00%	11	146	212
Overvotes	0		0	0	0
Undervotes	141		1	62	78
Contest Totals	510		12	208	290

REP Judge, Ct of Crim App, PI 7

Vote For 1

	TOTAL	VOTE %	Absentee	Early Voting	Election Day
Gina Parker	241	66.57%	8	90	143
Barbara Parker Hervey	121	33.43%	3	56	62
Total Votes Cast	362	100.00%	11	146	205
Overvotes	0		0	0	0
Undervotes	148		1	62	85
Contest Totals	510		12	208	290

REP Judge, Ct of Crim App, PI 8

Vote For 1

	TOTAL	VOTE %	Absentee	Early Voting	Election Day
Lee Finley	203	55.77%	3	69	131
Michelle Slaughter	161	44.23%	8	78	75
Total Votes Cast	364	100.00%	11	147	206
Overvotes	0		0	0	0
Undervotes	146		1	61	84
Contest Totals	510		12	208	290

Summary Results Report

OFFICIAL RESULTS

JOINT Primary
March 05, 2024

Colorado County

302-Frelsburg

REP Member, State BoE, Dist 10

Vote For 1

	TOTAL	VOTE %	Absentee	Early Voting	Election Day
"DC" Caldwell I	71	18.88%	0	28	43
Mary Bone	113	30.05%	1	51	61
Tom Maynard	192	51.06%	10	75	107
Total Votes Cast	376	100.00%	11	154	211
Overvotes	0		0	0	0
Undervotes	134		1	54	79
Contest Totals	510		12	208	290

REP State Senator, Dist 17

Vote For 1

	TOTAL	VOTE %	Absentee	Early Voting	Election Day
Joan Huffman	387	100.00%	12	159	216
Total Votes Cast	387	100.00%	12	159	216
Overvotes	0		0	0	0
Undervotes	123		0	49	74
Contest Totals	510		12	208	290

REP State Representative, Dist 85

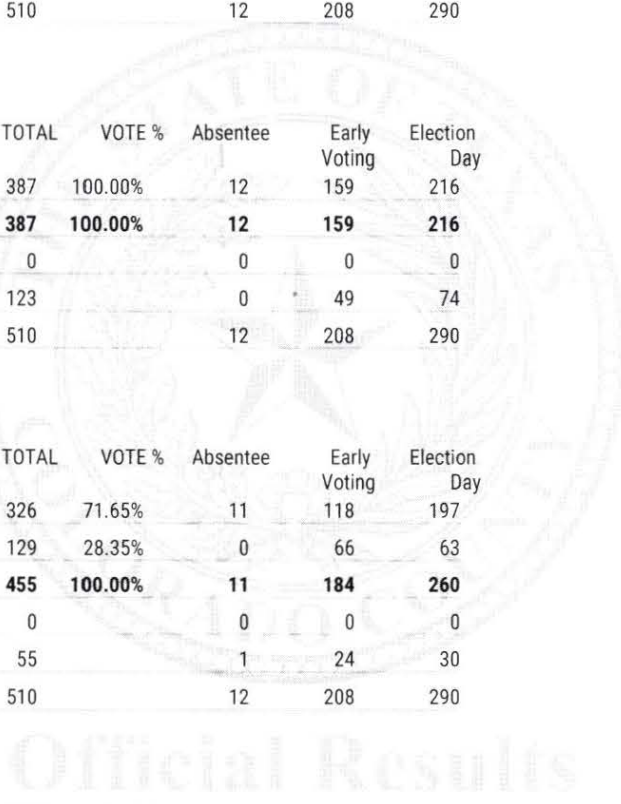
Vote For 1

	TOTAL	VOTE %	Absentee	Early Voting	Election Day
Stan Kitzman	326	71.65%	11	118	197
Tim Greeson	129	28.35%	0	66	63
Total Votes Cast	455	100.00%	11	184	260
Overvotes	0		0	0	0
Undervotes	55		1	24	30
Contest Totals	510		12	208	290

REP Justice, 1st Ct of App Dist PI 2

Vote For 1

	TOTAL	VOTE %	Absentee	Early Voting	Election Day
Jennifer Caughey	368	100.00%	12	149	207
Total Votes Cast	368	100.00%	12	149	207
Overvotes	0		0	0	0
Undervotes	142		0	59	83
Contest Totals	510		12	208	290



JOINT Primary
March 05, 2024

Colorado County

302-Frelsburg

REP Justice, 1st Ct of App Dist, PI 6

Vote For 1

	TOTAL	VOTE %	Absentee	Early Voting	Election Day
Andrew Johnson	366	100.00%	12	148	206
Total Votes Cast	366	100.00%	12	148	206
Overvotes	0		0	0	0
Undervotes	144		0	60	84
Contest Totals	510		12	208	290

REP Justice, 1st Ct of App Dist, PI 7

Vote For 1

	TOTAL	VOTE %	Absentee	Early Voting	Election Day
Clint Morgan	364	100.00%	12	146	206
Total Votes Cast	364	100.00%	12	146	206
Overvotes	0		0	0	0
Undervotes	146		0	62	84
Contest Totals	510		12	208	290

REP Justice, 1st Ct of App Dist, PI 8

Vote For 1

	TOTAL	VOTE %	Absentee	Early Voting	Election Day
Kristin M. Guiney	363	100.00%	12	145	206
Total Votes Cast	363	100.00%	12	145	206
Overvotes	0		0	0	0
Undervotes	147		0	63	84
Contest Totals	510		12	208	290

REP Justice, 1st Ct of App Dist, PI 9

Vote For 1

	TOTAL	VOTE %	Absentee	Early Voting	Election Day
Susanna Dokupil	366	100.00%	12	144	210
Total Votes Cast	366	100.00%	12	144	210
Overvotes	0		0	0	0
Undervotes	144		0	64	80
Contest Totals	510		12	208	290

REP Justice, 14th Ct of App Dist, PI 3

Vote For 1

	TOTAL	VOTE %	Absentee	Early Voting	Election Day
Chad Bridges	364	100.00%	12	145	207
Total Votes Cast	364	100.00%	12	145	207
Overvotes	0		0	0	0
Undervotes	146		0	63	83
Contest Totals	510		12	208	290

JOINT Primary
March 05, 2024

Colorado County

302-Frelsburg

REP Justice, 14th Ct of App Dist, PI 4

Vote For 1

	TOTAL	VOTE %	Absentee	Early Voting	Election Day
Tonya McLaughlin	188	53.56%	6	73	109
Steve Rogers	163	46.44%	5	69	89
Total Votes Cast	351	100.00%	11	142	198
Overvotes	0		0	0	0
Undervotes	159		1	66	92
Contest Totals	510		12	208	290

REP Justice, 14th Ct of App Dist, PI 5

Vote For 1

	TOTAL	VOTE %	Absentee	Early Voting	Election Day
Maritza Michele Antu	352	100.00%	12	138	202
Total Votes Cast	352	100.00%	12	138	202
Overvotes	0		0	0	0
Undervotes	158		0	70	88
Contest Totals	510		12	208	290

REP Justice, 14th Ct of App Dist, PI 6

Vote For 1

	TOTAL	VOTE %	Absentee	Early Voting	Election Day
Katy Boatman	362	100.00%	12	142	208
Total Votes Cast	362	100.00%	12	142	208
Overvotes	0		0	0	0
Undervotes	148		0	66	82
Contest Totals	510		12	208	290

REP Justice, 14th Ct of App Dist, PI 8

Vote For 1

	TOTAL	VOTE %	Absentee	Early Voting	Election Day
Brad Hart	362	100.00%	12	143	207
Total Votes Cast	362	100.00%	12	143	207
Overvotes	0		0	0	0
Undervotes	148		0	65	83
Contest Totals	510		12	208	290

REP Dist Judge, 25th Judicial Dist

Vote For 1

	TOTAL	VOTE %	Absentee	Early Voting	Election Day
Bill Old	370	100.00%	12	148	210
Total Votes Cast	370	100.00%	12	148	210
Overvotes	0		0	0	0
Undervotes	140		0	60	80
Contest Totals	510		12	208	290

Summary Results Report

OFFICIAL RESULTS

JOINT Primary
March 05, 2024

Colorado County

302-Frelsburg

REP Dist Judge, 2nd 25th Judicial Dist

Vote For 1

	TOTAL	VOTE %	Absentee	Early Voting	Election Day
Jessica Richard Crawford	363	100.00%	12	145	206
Total Votes Cast	363	100.00%	12	145	206
Overvotes	0		0	0	0
Undervotes	147		0	63	84
Contest Totals	510		12	208	290

REP County Attorney

Vote For 1

	TOTAL	VOTE %	Absentee	Early Voting	Election Day
Jay Johannes	388	100.00%	10	151	227
Total Votes Cast	388	100.00%	10	151	227
Overvotes	0		0	0	0
Undervotes	122		2	57	63
Contest Totals	510		12	208	290

REP Sheriff

Vote For 1

	TOTAL	VOTE %	Absentee	Early Voting	Election Day
Justin Lindemann	316	64.23%	7	128	181
"Wendy" Alley	176	35.77%	4	72	100
Total Votes Cast	492	100.00%	11	200	281
Overvotes	0		0	0	0
Undervotes	18		1	8	9
Contest Totals	510		12	208	290

REP County Tax Assessor-Collector

Vote For 1

	TOTAL	VOTE %	Absentee	Early Voting	Election Day
Erica Kollaja	183	39.19%	5	85	93
Melinda A. Zajicek	224	47.97%	6	81	137
Bruce Besch	60	12.85%	1	24	35
Total Votes Cast	467	100.00%	12	190	265
Overvotes	0		0	0	0
Undervotes	43		0	18	25
Contest Totals	510		12	208	290

Summary Results Report

JOINT Primary
March 05, 2024

302-Frelsburg

REP County Commissioner Pct 3

Vote For 1

	TOTAL	VOTE %	Absentee	Early Voting	Election Day
Keith Ellis Neuendorff	409	100.00%	12	158	239
Total Votes Cast	409	100.00%	12	158	239
Overvotes	0		0	0	0
Undervotes	101		0	50	51
Contest Totals	510		12	208	290

REP Justice of the Peace Precinct 3

Vote For 1

	TOTAL	VOTE %	Absentee	Early Voting	Election Day
Bennie Zajicek	144	31.58%	3	46	95
Will Schneider	128	28.07%	5	49	74
Donald J. Clark	184	40.35%	4	89	91
Total Votes Cast	456	100.00%	12	184	260
Overvotes	1		0	0	1
Undervotes	53		0	24	29
Contest Totals	510		12	208	290

REP Constable Pct 3

Vote For 1

	TOTAL	VOTE %	Absentee	Early Voting	Election Day
Ivan V. Menke	417	100.00%	12	162	243
Total Votes Cast	417	100.00%	12	162	243
Overvotes	0		0	0	0
Undervotes	93		0	46	47
Contest Totals	510		12	208	290

REP County Chair

Vote For 1

	TOTAL	VOTE %	Absentee	Early Voting	Election Day
Tom Kelley	391	100.00%	12	151	228
Total Votes Cast	391	100.00%	12	151	228
Overvotes	0		0	0	0
Undervotes	119		0	57	62
Contest Totals	510		12	208	290

JOINT Primary
March 05, 2024

Colorado County

302-Frelsburg

REP Proposition 1

Vote For 1

	TOTAL	VOTE %	Absentee	Early Voting	Election Day
YES	402	83.58%	9	168	225
NO	79	16.42%	3	33	43
Total Votes Cast	481	100.00%	12	201	268
Overvotes	1		0	0	1
Undervotes	28		0	7	21
Contest Totals	510		12	208	290

REP Proposition 2

Vote For 1

	TOTAL	VOTE %	Absentee	Early Voting	Election Day
YES	478	95.98%	12	199	267
NO	20	4.02%	0	7	13
Total Votes Cast	498	100.00%	12	206	280
Overvotes	0		0	0	0
Undervotes	12		0	2	10
Contest Totals	510		12	208	290

REP Proposition 3

Vote For 1

	TOTAL	VOTE %	Absentee	Early Voting	Election Day
YES	456	92.87%	12	183	261
NO	35	7.13%	0	18	17
Total Votes Cast	491	100.00%	12	201	278
Overvotes	0		0	0	0
Undervotes	19		0	7	12
Contest Totals	510		12	208	290

REP Proposition 4

Vote For 1

	TOTAL	VOTE %	Absentee	Early Voting	Election Day
YES	460	92.93%	11	185	264
NO	35	7.07%	1	18	16
Total Votes Cast	495	100.00%	12	203	280
Overvotes	0		0	0	0
Undervotes	15		0	5	10
Contest Totals	510		12	208	290

JOINT Primary
March 05, 2024

Colorado County

302-Frelsburg

REP Proposition 5

Vote For 1

	TOTAL	VOTE %	Absentee	Early Voting	Election Day
YES	438	89.02%	12	185	241
NO	54	10.98%	0	19	35
Total Votes Cast	492	100.00%	12	204	276
Overvotes	0		0	0	0
Undervotes	18		0	4	14
Contest Totals	510		12	208	290

REP Proposition 6

Vote For 1

	TOTAL	VOTE %	Absentee	Early Voting	Election Day
YES	409	86.65%	12	163	234
NO	63	13.35%	0	31	32
Total Votes Cast	472	100.00%	12	194	266
Overvotes	0		0	0	0
Undervotes	38		0	14	24
Contest Totals	510		12	208	290

REP Proposition 7

Vote For 1

	TOTAL	VOTE %	Absentee	Early Voting	Election Day
YES	329	74.43%	10	135	184
NO	113	25.57%	2	45	66
Total Votes Cast	442	100.00%	12	180	250
Overvotes	0		0	0	0
Undervotes	68		0	28	40
Contest Totals	510		12	208	290

REP Proposition 8

Vote For 1

	TOTAL	VOTE %	Absentee	Early Voting	Election Day
YES	449	92.96%	10	188	251
NO	34	7.04%	2	13	19
Total Votes Cast	483	100.00%	12	201	270
Overvotes	0		0	0	0
Undervotes	27		0	7	20
Contest Totals	510		12	208	290

JOINT Primary
March 05, 2024

Colorado County

302-Frelsburg

REP Proposition 9

Vote For 1

	TOTAL	VOTE %	Absentee	Early Voting	Election Day
YES	355	75.21%	8	145	202
NO	117	24.79%	4	50	63
Total Votes Cast	472	100.00%	12	195	265
Overvotes	0		0	0	0
Undervotes	38		0	13	25
Contest Totals	510		12	208	290

REP Proposition 10

Vote For 1

	TOTAL	VOTE %	Absentee	Early Voting	Election Day
YES	441	93.23%	12	180	249
NO	32	6.77%	0	15	17
Total Votes Cast	473	100.00%	12	195	266
Overvotes	0		0	0	0
Undervotes	37		0	13	24
Contest Totals	510		12	208	290

REP Proposition 11

Vote For 1

	TOTAL	VOTE %	Absentee	Early Voting	Election Day
YES	405	82.99%	9	164	232
NO	83	17.01%	3	38	42
Total Votes Cast	488	100.00%	12	202	274
Overvotes	0		0	0	0
Undervotes	22		0	6	16
Contest Totals	510		12	208	290

REP Proposition 12

Vote For 1

	TOTAL	VOTE %	Absentee	Early Voting	Election Day
YES	488	97.99%	12	204	272
NO	10	2.01%	0	2	8
Total Votes Cast	498	100.00%	12	206	280
Overvotes	0		0	0	0
Undervotes	12		0	2	10
Contest Totals	510		12	208	290

Summary Results Report

JOINT Primary
March 05, 2024

Colorado County

302-Frelsburg

REP Proposition 13

Vote For 1

	TOTAL	VOTE %	Absentee	Early Voting	Election Day
YES	483	97.77%	12	201	270
NO	11	2.23%	0	3	8
Total Votes Cast	494	100.00%	12	204	278
Overvotes	0		0	0	0
Undervotes	16		0	4	12
Contest Totals	510		12	208	290

DEM President

Vote For 1

	TOTAL	VOTE %	Absentee	Early Voting	Election Day
Star Locke	0	0.00%	0	0	0
Cenk Uygur	0	0.00%	0	0	0
Dean Phillips	0	0.00%	0	0	0
Frankie Lozada	0	0.00%	0	0	0
Armando "Mando" Perez-Serrato	0	0.00%	0	0	0
Gabriel A. Cornejo	0	0.00%	0	0	0
Marianne Williamson	0	0.00%	0	0	0
Joseph R. Biden Jr.	20	100.00%	1	13	6
Total Votes Cast	20	100.00%	1	13	6
Overvotes	0		0	0	0
Undervotes	1		0	1	0
Contest Totals	21		1	14	6

DEM US Senator

Vote For 1

	TOTAL	VOTE %	Absentee	Early Voting	Election Day
Roland Gutierrez	0	0.00%	0	0	0
Meri Gomez	1	5.26%	0	1	0
Thierry Tchenko	0	0.00%	0	0	0
A. "Robert" Hassan	1	5.26%	0	0	1
Colin Allred	14	73.68%	1	12	1
Steven J. Keough	1	5.26%	0	0	1
Mark Gonzalez	1	5.26%	0	0	1
Carl Oscar Sherman	0	0.00%	0	0	0
Heli Rodriguez Prilliman	1	5.26%	0	0	1
Total Votes Cast	19	100.00%	1	13	5
Overvotes	0		0	0	0
Undervotes	2		0	1	1
Contest Totals	21		1	14	6

Summary Results Report

JOINT Primary
March 05, 2024

OFFICIAL RESULTS

Colorado County

302-Frelsburg

DEM US Representative, Dist 10

Vote For 1

	TOTAL	VOTE %	Absentee	Early Voting	Election Day
Theresa Boisseau	8	53.33%	1	6	1
Keith McPhail	7	46.67%	0	5	2
Total Votes Cast	15	100.00%	1	11	3
Overvotes	0		0	0	0
Undervotes	6		0	3	3
Contest Totals	21		1	14	6

DEM Railroad Commissioner

Vote For 1

	TOTAL	VOTE %	Absentee	Early Voting	Election Day
Katherine Culbert	14	77.78%	1	9	4
Bill Burch	4	22.22%	0	4	0
Total Votes Cast	18	100.00%	1	13	4
Overvotes	0		0	0	0
Undervotes	3		0	1	2
Contest Totals	21		1	14	6

DEM Justice, Supreme Court, PI 2

Vote For 1

	TOTAL	VOTE %	Absentee	Early Voting	Election Day
DaSean Jones	9	60.00%	1	5	3
Randy Sarosdy	6	40.00%	0	5	1
Total Votes Cast	15	100.00%	1	10	4
Overvotes	0		0	0	0
Undervotes	6		0	4	2
Contest Totals	21		1	14	6

DEM Justice, Supreme Court, PI 4

Vote For 1

	TOTAL	VOTE %	Absentee	Early Voting	Election Day
Christine Vinh Weems	15	100.00%	1	10	4
Total Votes Cast	15	100.00%	1	10	4
Overvotes	0		0	0	0
Undervotes	6		0	4	2
Contest Totals	21		1	14	6

Summary Results Report

JOINT Primary
March 05, 2024

OFFICIAL RESULTS

Colorado County

302-Frelsburg

DEM Justice, Supreme Court, PI 6

Vote For 1

	TOTAL	VOTE %	Absentee	Early Voting	Election Day
Bonnie Lee Goldstein	13	81.25%	1	9	3
Joe Pool	3	18.75%	0	2	1
Total Votes Cast	16	100.00%	1	11	4
Overvotes	0		0	0	0
Undervotes	5		0	3	2
Contest Totals	21		1	14	6

DEM Presiding Judge, Ct of Crim App

Vote For 1

	TOTAL	VOTE %	Absentee	Early Voting	Election Day
Holly Taylor	13	100.00%	1	9	3
Total Votes Cast	13	100.00%	1	9	3
Overvotes	0		0	0	0
Undervotes	8		0	5	3
Contest Totals	21		1	14	6

DEM Judge, Ct of Crim App, PI 7

Vote For 1

	TOTAL	VOTE %	Absentee	Early Voting	Election Day
Nancy Mulder	15	100.00%	1	10	4
Total Votes Cast	15	100.00%	1	10	4
Overvotes	0		0	0	0
Undervotes	6		0	4	2
Contest Totals	21		1	14	6

DEM Judge, Ct of Crim App, PI 8

Vote For 1

	TOTAL	VOTE %	Absentee	Early Voting	Election Day
Chika Anyiam	14	100.00%	1	9	4
Total Votes Cast	14	100.00%	1	9	4
Overvotes	0		0	0	0
Undervotes	7		0	5	2
Contest Totals	21		1	14	6

DEM Member, State BoE, Dist 10

Vote For 1

	TOTAL	VOTE %	Absentee	Early Voting	Election Day
Raquel Saenz Ortiz	14	93.33%	1	9	4
DC Caldwell I	1	6.67%	0	1	0
Total Votes Cast	15	100.00%	1	10	4
Overvotes	0		0	0	0
Undervotes	6		0	4	2
Contest Totals	21		1	14	6

Summary Results Report

JOINT Primary
March 05, 2024

302-Frelsburg

DEM State Senator, Dist 17

Vote For 1

	TOTAL	VOTE %	Absentee	Early Voting	Election Day
Kathy Cheng	14	100.00%	1	10	3
Total Votes Cast	14	100.00%	1	10	3
Overvotes	0		0	0	0
Undervotes	7		0	4	3
Contest Totals	21		1	14	6

DEM Justice, 1st Ct of App Dist, PI 2

Vote For 1

	TOTAL	VOTE %	Absentee	Early Voting	Election Day
Brendetta Scott	10	66.67%	1	6	3
Gordon Goodman	5	33.33%	0	4	1
Total Votes Cast	15	100.00%	1	10	4
Overvotes	0		0	0	0
Undervotes	6		0	4	2
Contest Totals	21		1	14	6

DEM Justice, 1st Ct of App Dist, PI 6

Vote For 1

	TOTAL	VOTE %	Absentee	Early Voting	Election Day
Sarah Beth Landau	15	100.00%	1	10	4
Total Votes Cast	15	100.00%	1	10	4
Overvotes	0		0	0	0
Undervotes	6		0	4	2
Contest Totals	21		1	14	6

DEM Justice, 1st Ct of App Dist, PI 7

Vote For 1

	TOTAL	VOTE %	Absentee	Early Voting	Election Day
Julie Countiss	15	100.00%	1	10	4
Total Votes Cast	15	100.00%	1	10	4
Overvotes	0		0	0	0
Undervotes	6		0	4	2
Contest Totals	21		1	14	6

DEM Justice, 1st Ct of App Dist, PI 8

Vote For 1

	TOTAL	VOTE %	Absentee	Early Voting	Election Day
Richard Hightower	8	53.33%	0	5	3
Ysidra "Sissy" Kyles	7	46.67%	1	5	1
Total Votes Cast	15	100.00%	1	10	4
Overvotes	0		0	0	0
Undervotes	6		0	4	2
Contest Totals	21		1	14	6

Summary Results Report

OFFICIAL RESULTS

JOINT Primary
March 05, 2024

Colorado County

302-Frelsburg

DEM Justice, 1st Ct of App Dist, PI 9

Vote For 1

	TOTAL	VOTE %	Absentee	Early Voting	Election Day
Peter Kelly	6	37.50%	0	3	3
Amber Boyd-Cora	10	62.50%	1	8	1
Total Votes Cast	16	100.00%	1	11	4
Overvotes	0		0	0	0
Undervotes	5		0	3	2
Contest Totals	21		1	14	6

DEM Justice, 14th Ct of App Dist, PI 3

Vote For 1

	TOTAL	VOTE %	Absentee	Early Voting	Election Day
Velda Renita Faulkner	10	66.67%	1	7	2
Mark Ritchie	2	13.33%	0	1	1
Chuck Silverman	1	6.67%	0	0	1
Jerry Zimmerer	2	13.33%	0	2	0
Total Votes Cast	15	100.00%	1	10	4
Overvotes	0		0	0	0
Undervotes	6		0	4	2
Contest Totals	21		1	14	6

DEM Justice, 14th Ct of App Dist, PI 4

Vote For 1

	TOTAL	VOTE %	Absentee	Early Voting	Election Day
Charles Spain	10	66.67%	0	9	1
Derek Obialo	5	33.33%	1	1	3
Total Votes Cast	15	100.00%	1	10	4
Overvotes	0		0	0	0
Undervotes	6		0	4	2
Contest Totals	21		1	14	6

DEM Justice, 14th Ct of App Dist, PI 5

Vote For 1

	TOTAL	VOTE %	Absentee	Early Voting	Election Day
Frances Bourliot	14	100.00%	1	9	4
Total Votes Cast	14	100.00%	1	9	4
Overvotes	0		0	0	0
Undervotes	7		0	5	2
Contest Totals	21		1	14	6

Summary Results Report

JOINT Primary
March 05, 2024

OFFICIAL RESULTS

Colorado County

302-Frelsburg

DEM Justice, 14th Ct of App Dist, PI 6

Vote For 1

	TOTAL	VOTE %	Absentee	Early Voting	Election Day
Meagan Hassan	11	68.75%	0	8	3
Sara Padua Cordua	5	31.25%	1	3	1
Total Votes Cast	16	100.00%	1	11	4
Overvotes	0		0	0	0
Undervotes	5		0	3	2
Contest Totals	21		1	14	6

DEM Justice, 14th Ct of App Dist, PI 8

Vote For 1

	TOTAL	VOTE %	Absentee	Early Voting	Election Day
Margaret "Meg" Poissant	15	100.00%	1	10	4
Total Votes Cast	15	100.00%	1	10	4
Overvotes	0		0	0	0
Undervotes	6		0	4	2
Contest Totals	21		1	14	6

DEM County Chair

Vote For 1

	TOTAL	VOTE %	Absentee	Early Voting	Election Day
Wayne Lefferd	16	100.00%	1	11	4
Total Votes Cast	16	100.00%	1	11	4
Overvotes	0		0	0	0
Undervotes	5		0	3	2
Contest Totals	21		1	14	6

Official Results

Summary Results Report

JOINT Primary
March 05, 2024

303 - Mentz

Statistics	TOTAL	Absentee	Early Voting	Election Day
Registered Voters - Total	617			
Registered Voters - Republican Party	0			
Registered Voters - Democratic Party	0			
Registered Voters - NONPARTISAN	617			
Ballots Cast - Total	293	8	141	144
Ballots Cast - Republican Party	276	4	133	139
Ballots Cast - Democratic Party	17	4	8	5
Ballots Cast - NONPARTISAN	0	0	0	0
Ballots Cast - Blank	0	0	0	0
Voter Turnout - Total	47.49%			
Voter Turnout - Republican Party	0.00%			
Voter Turnout - Democratic Party	0.00%			
Voter Turnout - NONPARTISAN	0.00%			

REP President

Vote For 1

	TOTAL	VOTE %	Absentee	Early Voting	Election Day
Nikki Haley	40	14.49%	1	24	15
Vivek Ramaswamy	0	0.00%	0	0	0
David Stuckenberg	0	0.00%	0	0	0
Ron DeSantis	1	0.36%	1	0	0
Chris Christie	1	0.36%	0	0	1
Ryan L. Binkley	0	0.00%	0	0	0
Donald J. Trump	233	84.42%	2	108	123
Asa Hutchinson	0	0.00%	0	0	0
Uncommitted	1	0.36%	0	1	0
Total Votes Cast	276	100.00%	4	133	139
Overvotes	0		0	0	0
Undervotes	0		0	0	0
Contest Totals	276		4	133	139

REP US Senator

Vote For 1

	TOTAL	VOTE %	Absentee	Early Voting	Election Day
Ted Cruz	242	91.67%	4	117	121
R E (Rufus) Lopez	8	3.03%	0	4	4
Holland "Redd" Gibson	14	5.30%	0	6	8
Total Votes Cast	264	100.00%	4	127	133
Overvotes	0		0	0	0
Undervotes	12		0	6	6
Contest Totals	276		4	133	139

JOINT Primary
March 05, 2024

Colorado County

303 - Mentz

REP US Representative, Dist 10

Vote For 1

	TOTAL	VOTE %	Absentee	Early Voting	Election Day
Michael T. McCaul	184	75.10%	2	92	90
Jared B. Lovelace	61	24.90%	2	28	31
Total Votes Cast	245	100.00%	4	120	121
Overvotes	0		0	0	0
Undervotes	31		0	13	18
Contest Totals	276		4	133	139

REP Railroad Commissioner

Vote For 1

	TOTAL	VOTE %	Absentee	Early Voting	Election Day
James "Jim" Matlock	94	40.52%	1	42	51
Corey Howell	11	4.74%	0	3	8
Petra Reyes	4	1.72%	0	1	3
Christie Clark	17	7.33%	0	9	8
Christi Craddick	106	45.69%	3	59	44
Total Votes Cast	232	100.00%	4	114	114
Overvotes	0		0	0	0
Undervotes	44		0	19	25
Contest Totals	276		4	133	139

REP Justice, Supreme Court, PI 2

Vote For 1

	TOTAL	VOTE %	Absentee	Early Voting	Election Day
Jimmy Blacklock	194	100.00%	1	94	99
Total Votes Cast	194	100.00%	1	94	99
Overvotes	0		0	0	0
Undervotes	82		3	39	40
Contest Totals	276		4	133	139

REP Justice, Supreme Court, PI 4

Vote For 1

	TOTAL	VOTE %	Absentee	Early Voting	Election Day
Brian Walker	123	58.29%	0	69	54
John Devine	88	41.71%	1	37	50
Total Votes Cast	211	100.00%	1	106	104
Overvotes	0		0	0	0
Undervotes	65		3	27	35
Contest Totals	276		4	133	139

Summary Results Report

OFFICIAL RESULTS

JOINT Primary
March 05, 2024

Colorado County

303 - Mentz

REP Justice, Supreme Court, PI 6

Vote For 1

	TOTAL	VOTE %	Absentee	Early Voting	Election Day
Jane Bland	197	100.00%	1	96	100
Total Votes Cast	197	100.00%	1	96	100
Overvotes	0		0	0	0
Undervotes	79		3	37	39
Contest Totals	276		4	133	139

REP Presiding Judge, Ct of Crim App

Vote For 1

	TOTAL	VOTE %	Absentee	Early Voting	Election Day
Sharon Keller	101	45.91%	0	54	47
David J. Schenck	119	54.09%	1	55	63
Total Votes Cast	220	100.00%	1	109	110
Overvotes	0		0	0	0
Undervotes	56		3	24	29
Contest Totals	276		4	133	139

REP Judge, Ct of Crim App, PI 7

Vote For 1

	TOTAL	VOTE %	Absentee	Early Voting	Election Day
Gina Parker	147	68.06%	1	74	72
Barbara Parker Hervey	69	31.94%	0	34	35
Total Votes Cast	216	100.00%	1	108	107
Overvotes	0		0	0	0
Undervotes	60		3	25	32
Contest Totals	276		4	133	139

REP Judge, Ct of Crim App, PI 8

Vote For 1

	TOTAL	VOTE %	Absentee	Early Voting	Election Day
Lee Finley	119	53.60%	1	53	65
Michelle Slaughter	103	46.40%	0	57	46
Total Votes Cast	222	100.00%	1	110	111
Overvotes	0		0	0	0
Undervotes	54		3	23	28
Contest Totals	276		4	133	139

Summary Results Report

JOINT Primary
March 05, 2024

OFFICIAL RESULTS

Colorado County

303 - Mentz

REP Member, State BoE, Dist 10

Vote For 1

	TOTAL	VOTE %	Absentee	Early Voting	Election Day
"DC" Caldwell I	36	16.22%	0	19	17
Mary Bone	85	38.29%	1	42	42
Tom Maynard	101	45.50%	1	52	48
Total Votes Cast	222	100.00%	2	113	107
Overvotes	0		0	0	0
Undervotes	54		2	20	32
Contest Totals	276		4	133	139

REP State Senator, Dist 17

Vote For 1

	TOTAL	VOTE %	Absentee	Early Voting	Election Day
Joan Huffman	208	100.00%	2	99	107
Total Votes Cast	208	100.00%	2	99	107
Overvotes	0		0	0	0
Undervotes	68		2	34	32
Contest Totals	276		4	133	139

REP State Representative, Dist 85

Vote For 1

	TOTAL	VOTE %	Absentee	Early Voting	Election Day
Stan Kitzman	144	58.78%	2	69	73
Tim Greeson	101	41.22%	2	53	46
Total Votes Cast	245	100.00%	4	122	119
Overvotes	0		0	0	0
Undervotes	31		0	11	20
Contest Totals	276		4	133	139

REP Justice, 1st Ct of App Dist PI 2

Vote For 1

	TOTAL	VOTE %	Absentee	Early Voting	Election Day
Jennifer Caughey	195	100.00%	1	94	100
Total Votes Cast	195	100.00%	1	94	100
Overvotes	0		0	0	0
Undervotes	81		3	39	39
Contest Totals	276		4	133	139

Summary Results Report

JOINT Primary
March 05, 2024

OFFICIAL RESULTS

Colorado County

303 - Mentz

REP Justice, 1st Ct of App Dist, PI 6

Vote For 1

	TOTAL	VOTE %	Absentee	Early Voting	Election Day
Andrew Johnson	196	100.00%	1	95	100
Total Votes Cast	196	100.00%	1	95	100
Overvotes	0		0	0	0
Undervotes	80		3	38	39
Contest Totals	276		4	133	139

REP Justice, 1st Ct of App Dist, PI 7

Vote For 1

	TOTAL	VOTE %	Absentee	Early Voting	Election Day
Clint Morgan	196	100.00%	1	95	100
Total Votes Cast	196	100.00%	1	95	100
Overvotes	0		0	0	0
Undervotes	80		3	38	39
Contest Totals	276		4	133	139

REP Justice, 1st Ct of App Dist, PI 8

Vote For 1

	TOTAL	VOTE %	Absentee	Early Voting	Election Day
Kristin M. Guiney	186	100.00%	1	90	95
Total Votes Cast	186	100.00%	1	90	95
Overvotes	0		0	0	0
Undervotes	90		3	43	44
Contest Totals	276		4	133	139

REP Justice, 1st Ct of App Dist, PI 9

Vote For 1

	TOTAL	VOTE %	Absentee	Early Voting	Election Day
Susanna Dokupil	190	100.00%	1	92	97
Total Votes Cast	190	100.00%	1	92	97
Overvotes	0		0	0	0
Undervotes	86		3	41	42
Contest Totals	276		4	133	139

REP Justice, 14th Ct of App Dist, PI 3

Vote For 1

	TOTAL	VOTE %	Absentee	Early Voting	Election Day
Chad Bridges	189	100.00%	1	91	97
Total Votes Cast	189	100.00%	1	91	97
Overvotes	0		0	0	0
Undervotes	87		3	42	42
Contest Totals	276		4	133	139

Summary Results Report

JOINT Primary
March 05, 2024

303 - Mentz

REP Justice, 14th Ct of App Dist, PI 4

Vote For 1

	TOTAL	VOTE %	Absentee	Early Voting	Election Day
Tonya McLaughlin	94	45.63%	0	54	40
Steve Rogers	112	54.37%	1	52	59
Total Votes Cast	206	100.00%	1	106	99
Overvotes	0		0	0	0
Undervotes	70		3	27	40
Contest Totals	276		4	133	139

REP Justice, 14th Ct of App Dist, PI 5

Vote For 1

	TOTAL	VOTE %	Absentee	Early Voting	Election Day
Maritza Michele Antu	188	100.00%	1	91	96
Total Votes Cast	188	100.00%	1	91	96
Overvotes	0		0	0	0
Undervotes	88		3	42	43
Contest Totals	276		4	133	139

REP Justice, 14th Ct of App Dist, PI 6

Vote For 1

	TOTAL	VOTE %	Absentee	Early Voting	Election Day
Katy Boatman	187	100.00%	1	91	95
Total Votes Cast	187	100.00%	1	91	95
Overvotes	0		0	0	0
Undervotes	89		3	42	44
Contest Totals	276		4	133	139

REP Justice, 14th Ct of App Dist, PI 8

Vote For 1

	TOTAL	VOTE %	Absentee	Early Voting	Election Day
Brad Hart	188	100.00%	1	91	96
Total Votes Cast	188	100.00%	1	91	96
Overvotes	0		0	0	0
Undervotes	88		3	42	43
Contest Totals	276		4	133	139

REP Dist Judge, 25th Judicial Dist

Vote For 1

	TOTAL	VOTE %	Absentee	Early Voting	Election Day
Bill Old	204	100.00%	4	96	104
Total Votes Cast	204	100.00%	4	96	104
Overvotes	0		0	0	0
Undervotes	72		0	37	35
Contest Totals	276		4	133	139

Summary Results Report

OFFICIAL RESULTS

JOINT Primary
March 05, 2024

Colorado County

303 - Mentz

REP Dist Judge, 2nd 25th Judicial Dist

Vote For 1

	TOTAL	VOTE %	Absentee	Early Voting	Election Day
Jessica Richard Crawford	203	100.00%	1	97	105
Total Votes Cast	203	100.00%	1	97	105
Overvotes	0		0	0	0
Undervotes	73		3	36	34
Contest Totals	276		4	133	139

REP County Attorney

Vote For 1

	TOTAL	VOTE %	Absentee	Early Voting	Election Day
Jay Johannes	212	100.00%	2	103	107
Total Votes Cast	212	100.00%	2	103	107
Overvotes	0		0	0	0
Undervotes	64		2	30	32
Contest Totals	276		4	133	139

REP Sheriff

Vote For 1

	TOTAL	VOTE %	Absentee	Early Voting	Election Day
Justin Lindemann	131	47.99%	3	65	63
"Wendy" Alley	142	52.01%	1	68	73
Total Votes Cast	273	100.00%	4	133	136
Overvotes	0		0	0	0
Undervotes	3		0	0	3
Contest Totals	276		4	133	139

REP County Tax Assessor-Collector

Vote For 1

	TOTAL	VOTE %	Absentee	Early Voting	Election Day
Erica Kollaja	89	33.84%	2	47	40
Melinda A. Zajicek	140	53.23%	0	66	74
Bruce Besch	34	12.93%	2	14	18
Total Votes Cast	263	100.00%	4	127	132
Overvotes	0		0	0	0
Undervotes	13		0	6	7
Contest Totals	276		4	133	139

Summary Results Report

JOINT Primary
March 05, 2024

OFFICIAL RESULTS

Colorado County

303 - Mentz

REP County Commissioner Pct 3

Vote For 1

	TOTAL	VOTE %	Absentee	Early Voting	Election Day
Keith Ellis Neuendorff	237	100.00%	4	109	124
Total Votes Cast	237	100.00%	4	109	124
Overvotes	0		0	0	0
Undervotes	39		0	24	15
Contest Totals	276		4	133	139

REP Justice of the Peace Precinct 3

Vote For 1

	TOTAL	VOTE %	Absentee	Early Voting	Election Day
Bennie Zajicek	96	37.07%	1	41	54
Will Schneider	73	28.19%	0	38	35
Donald J. Clark	90	34.75%	3	45	42
Total Votes Cast	259	100.00%	4	124	131
Overvotes	0		0	0	0
Undervotes	17		0	9	8
Contest Totals	276		4	133	139

REP Constable Pct 3

Vote For 1

	TOTAL	VOTE %	Absentee	Early Voting	Election Day
Ivan V. Menke	241	100.00%	4	114	123
Total Votes Cast	241	100.00%	4	114	123
Overvotes	0		0	0	0
Undervotes	35		0	19	16
Contest Totals	276		4	133	139

REP County Chair

Vote For 1

	TOTAL	VOTE %	Absentee	Early Voting	Election Day
Tom Kelley	222	100.00%	3	104	115
Total Votes Cast	222	100.00%	3	104	115
Overvotes	0		0	0	0
Undervotes	54		1	29	24
Contest Totals	276		4	133	139

JOINT Primary
March 05, 2024

Colorado County

303 - Mentz

REP Proposition 1

Vote For 1

	TOTAL	VOTE %	Absentee	Early Voting	Election Day
YES	219	83.91%	3	100	116
NO	42	16.09%	1	23	18
Total Votes Cast	261	100.00%	4	123	134
Overvotes	0		0	0	0
Undervotes	15		0	10	5
Contest Totals	276		4	133	139

REP Proposition 2

Vote For 1

	TOTAL	VOTE %	Absentee	Early Voting	Election Day
YES	252	94.03%	1	127	124
NO	16	5.97%	2	4	10
Total Votes Cast	268	100.00%	3	131	134
Overvotes	0		0	0	0
Undervotes	8		1	2	5
Contest Totals	276		4	133	139

REP Proposition 3

Vote For 1

	TOTAL	VOTE %	Absentee	Early Voting	Election Day
YES	225	86.21%	1	110	114
NO	36	13.79%	0	18	18
Total Votes Cast	261	100.00%	1	128	132
Overvotes	0		0	0	0
Undervotes	15		3	5	7
Contest Totals	276		4	133	139

REP Proposition 4

Vote For 1

	TOTAL	VOTE %	Absentee	Early Voting	Election Day
YES	247	93.21%	4	121	122
NO	18	6.79%	0	6	12
Total Votes Cast	265	100.00%	4	127	134
Overvotes	0		0	0	0
Undervotes	11		0	6	5
Contest Totals	276		4	133	139

Summary Results Report

JOINT Primary
March 05, 2024

OFFICIAL RESULTS

Colorado County

303 - Mentz

REP Proposition 5

Vote For 1

	TOTAL	VOTE %	Absentee	Early Voting	Election Day
YES	234	88.64%	4	114	116
NO	30	11.36%	0	13	17
Total Votes Cast	264	100.00%	4	127	133
Overvotes	0		0	0	0
Undervotes	12		0	6	6
Contest Totals	276		4	133	139

REP Proposition 6

Vote For 1

	TOTAL	VOTE %	Absentee	Early Voting	Election Day
YES	225	87.21%	4	107	114
NO	33	12.79%	0	15	18
Total Votes Cast	258	100.00%	4	122	132
Overvotes	0		0	0	0
Undervotes	18		0	11	7
Contest Totals	276		4	133	139

REP Proposition 7

Vote For 1

	TOTAL	VOTE %	Absentee	Early Voting	Election Day
YES	190	78.19%	2	90	98
NO	53	21.81%	1	28	24
Total Votes Cast	243	100.00%	3	118	122
Overvotes	0		0	0	0
Undervotes	33		1	15	17
Contest Totals	276		4	133	139

REP Proposition 8

Vote For 1

	TOTAL	VOTE %	Absentee	Early Voting	Election Day
YES	241	90.60%	4	120	117
NO	25	9.40%	0	9	16
Total Votes Cast	266	100.00%	4	129	133
Overvotes	0		0	0	0
Undervotes	10		0	4	6
Contest Totals	276		4	133	139

JOINT Primary
March 05, 2024

Colorado County

303 - Mentz

REP Proposition 9

Vote For 1

	TOTAL	VOTE %	Absentee	Early Voting	Election Day
YES	201	77.61%	1	99	101
NO	58	22.39%	1	27	30
Total Votes Cast	259	100.00%	2	126	131
Overvotes	0		0	0	0
Undervotes	17		2	7	8
Contest Totals	276		4	133	139

REP Proposition 10

Vote For 1

	TOTAL	VOTE %	Absentee	Early Voting	Election Day
YES	245	94.59%	4	116	125
NO	14	5.41%	0	7	7
Total Votes Cast	259	100.00%	4	123	132
Overvotes	0		0	0	0
Undervotes	17		0	10	7
Contest Totals	276		4	133	139

REP Proposition 11

Vote For 1

	TOTAL	VOTE %	Absentee	Early Voting	Election Day
YES	228	86.69%	2	108	118
NO	35	13.31%	0	20	15
Total Votes Cast	263	100.00%	2	128	133
Overvotes	0		0	0	0
Undervotes	13		2	5	6
Contest Totals	276		4	133	139

REP Proposition 12

Vote For 1

	TOTAL	VOTE %	Absentee	Early Voting	Election Day
YES	265	97.43%	4	131	130
NO	7	2.57%	0	1	6
Total Votes Cast	272	100.00%	4	132	136
Overvotes	0		0	0	0
Undervotes	4		0	1	3
Contest Totals	276		4	133	139

Summary Results Report

JOINT Primary
March 05, 2024

OFFICIAL RESULTS

Colorado County

303 - Mentz

REP Proposition 13

Vote For 1

	TOTAL	VOTE %	Absentee	Early Voting	Election Day
YES	263	97.05%	4	127	132
NO	8	2.95%	0	5	3
Total Votes Cast	271	100.00%	4	132	135
Overvotes	0		0	0	0
Undervotes	5		0	1	4
Contest Totals	276		4	133	139

DEM President

Vote For 1

	TOTAL	VOTE %	Absentee	Early Voting	Election Day
Star Locke	0	0.00%	0	0	0
Cenk Uygur	0	0.00%	0	0	0
Dean Phillips	0	0.00%	0	0	0
Frankie Lozada	0	0.00%	0	0	0
Armando "Mando" Perez-Serrato	0	0.00%	0	0	0
Gabriel A. Cornejo	0	0.00%	0	0	0
Marianne Williamson	1	5.88%	0	0	1
Joseph R. Biden Jr.	16	94.12%	4	8	4
Total Votes Cast	17	100.00%	4	8	5
Overvotes	0		0	0	0
Undervotes	0		0	0	0
Contest Totals	17		4	8	5

DEM US Senator

Vote For 1

	TOTAL	VOTE %	Absentee	Early Voting	Election Day
Roland Gutierrez	0	0.00%	0	0	0
Meri Gomez	1	5.88%	0	0	1
Thierry Tchenko	0	0.00%	0	0	0
A. "Robert" Hassan	0	0.00%	0	0	0
Colin Allred	13	76.47%	4	8	1
Steven J. Keough	0	0.00%	0	0	0
Mark Gonzalez	1	5.88%	0	0	1
Carl Oscar Sherman	0	0.00%	0	0	0
Heli Rodriguez Prilliman	2	11.76%	0	0	2
Total Votes Cast	17	100.00%	4	8	5
Overvotes	0		0	0	0
Undervotes	0		0	0	0
Contest Totals	17		4	8	5

JOINT Primary
March 05, 2024

Colorado County

303 - Mentz

DEM US Representative, Dist 10

Vote For 1

	TOTAL	VOTE %	Absentee	Early Voting	Election Day
Theresa Boisseau	12	75.00%	2	5	5
Keith McPhail	4	25.00%	2	2	0
Total Votes Cast	16	100.00%	4	7	5
Overvotes	0		0	0	0
Undervotes	1		0	1	0
Contest Totals	17		4	8	5

DEM Railroad Commissioner

Vote For 1

	TOTAL	VOTE %	Absentee	Early Voting	Election Day
Katherine Culbert	11	68.75%	3	4	4
Bill Burch	5	31.25%	1	3	1
Total Votes Cast	16	100.00%	4	7	5
Overvotes	0		0	0	0
Undervotes	1		0	1	0
Contest Totals	17		4	8	5

DEM Justice, Supreme Court, PI 2

Vote For 1

	TOTAL	VOTE %	Absentee	Early Voting	Election Day
DaSean Jones	10	62.50%	2	4	4
Randy Sarosdy	6	37.50%	2	3	1
Total Votes Cast	16	100.00%	4	7	5
Overvotes	0		0	0	0
Undervotes	1		0	1	0
Contest Totals	17		4	8	5

DEM Justice, Supreme Court, PI 4

Vote For 1

	TOTAL	VOTE %	Absentee	Early Voting	Election Day
Christine Vinh Weems	15	100.00%	4	6	5
Total Votes Cast	15	100.00%	4	6	5
Overvotes	0		0	0	0
Undervotes	2		0	2	0
Contest Totals	17		4	8	5

Official Results

Summary Results Report

JOINT Primary
March 05, 2024

303 - Mentz

DEM Justice, Supreme Court, PI 6

Vote For 1

	TOTAL	VOTE %	Absentee	Early Voting	Election Day
Bonnie Lee Goldstein	13	86.67%	4	4	5
Joe Pool	2	13.33%	0	2	0
Total Votes Cast	15	100.00%	4	6	5
Overvotes	0		0	0	0
Undervotes	2		0	2	0
Contest Totals	17		4	8	5

DEM Presiding Judge, Ct of Crim App

Vote For 1

	TOTAL	VOTE %	Absentee	Early Voting	Election Day
Holly Taylor	15	100.00%	4	6	5
Total Votes Cast	15	100.00%	4	6	5
Overvotes	0		0	0	0
Undervotes	2		0	2	0
Contest Totals	17		4	8	5

DEM Judge, Ct of Crim App, PI 7

Vote For 1

	TOTAL	VOTE %	Absentee	Early Voting	Election Day
Nancy Mulder	16	100.00%	4	7	5
Total Votes Cast	16	100.00%	4	7	5
Overvotes	0		0	0	0
Undervotes	1		0	1	0
Contest Totals	17		4	8	5

DEM Judge, Ct of Crim App, PI 8

Vote For 1

	TOTAL	VOTE %	Absentee	Early Voting	Election Day
Chika Anyiam	16	100.00%	4	7	5
Total Votes Cast	16	100.00%	4	7	5
Overvotes	0		0	0	0
Undervotes	1		0	1	0
Contest Totals	17		4	8	5

DEM Member, State BoE, Dist 10

Vote For 1

	TOTAL	VOTE %	Absentee	Early Voting	Election Day
Raquel Saenz Ortiz	15	93.75%	4	6	5
DC Caldwell I	1	6.25%	0	1	0
Total Votes Cast	16	100.00%	4	7	5
Overvotes	0		0	0	0
Undervotes	1		0	1	0
Contest Totals	17		4	8	5

JOINT Primary
March 05, 2024

Colorado County

303 - Mentz

DEM State Senator, Dist 17

Vote For 1

	TOTAL	VOTE %	Absentee	Early Voting	Election Day
Kathy Cheng	16	100.00%	4	7	5
Total Votes Cast	16	100.00%	4	7	5
Overvotes	0		0	0	0
Undervotes	1		0	1	0
Contest Totals	17		4	8	5

DEM Justice, 1st Ct of App Dist, PI 2

Vote For 1

	TOTAL	VOTE %	Absentee	Early Voting	Election Day
Brendetta Scott	11	73.33%	1	5	5
Gordon Goodman	4	26.67%	2	2	0
Total Votes Cast	15	100.00%	3	7	5
Overvotes	0		0	0	0
Undervotes	2		1	1	0
Contest Totals	17		4	8	5

DEM Justice, 1st Ct of App Dist, PI 6

Vote For 1

	TOTAL	VOTE %	Absentee	Early Voting	Election Day
Sarah Beth Landau	16	100.00%	4	7	5
Total Votes Cast	16	100.00%	4	7	5
Overvotes	0		0	0	0
Undervotes	1		0	1	0
Contest Totals	17		4	8	5

DEM Justice, 1st Ct of App Dist, PI 7

Vote For 1

	TOTAL	VOTE %	Absentee	Early Voting	Election Day
Julie Countiss	16	100.00%	4	7	5
Total Votes Cast	16	100.00%	4	7	5
Overvotes	0		0	0	0
Undervotes	1		0	1	0
Contest Totals	17		4	8	5

DEM Justice, 1st Ct of App Dist, PI 8

Vote For 1

	TOTAL	VOTE %	Absentee	Early Voting	Election Day
Richard Hightower	6	40.00%	2	3	1
Ysidra "Sissy" Kyles	9	60.00%	2	3	4
Total Votes Cast	15	100.00%	4	6	5
Overvotes	0		0	0	0
Undervotes	2		0	2	0
Contest Totals	17		4	8	5

Summary Results Report

OFFICIAL RESULTS

JOINT Primary
March 05, 2024

Colorado County

303 - Mentz

DEM Justice, 1st Ct of App Dist, PI 9

Vote For 1

	TOTAL	VOTE %	Absentee	Early Voting	Election Day
Peter Kelly	4	26.67%	1	2	1
Amber Boyd-Cora	11	73.33%	3	4	4
Total Votes Cast	15	100.00%	4	6	5
Overvotes	0		0	0	0
Undervotes	2		0	2	0
Contest Totals	17		4	8	5

DEM Justice, 14th Ct of App Dist, PI 3

Vote For 1

	TOTAL	VOTE %	Absentee	Early Voting	Election Day
Velda Renita Faulkner	10	66.67%	2	4	4
Mark Ritchie	0	0.00%	0	0	0
Chuck Silverman	1	6.67%	0	0	1
Jerry Zimmerer	4	26.67%	2	2	0
Total Votes Cast	15	100.00%	4	6	5
Overvotes	0		0	0	0
Undervotes	2		0	2	0
Contest Totals	17		4	8	5

DEM Justice, 14th Ct of App Dist, PI 4

Vote For 1

	TOTAL	VOTE %	Absentee	Early Voting	Election Day
Charles Spain	9	60.00%	2	4	3
Derek Obialo	6	40.00%	2	2	2
Total Votes Cast	15	100.00%	4	6	5
Overvotes	0		0	0	0
Undervotes	2		0	2	0
Contest Totals	17		4	8	5

DEM Justice, 14th Ct of App Dist, PI 5

Vote For 1

	TOTAL	VOTE %	Absentee	Early Voting	Election Day
Frances Bourliot	16	100.00%	4	7	5
Total Votes Cast	16	100.00%	4	7	5
Overvotes	0		0	0	0
Undervotes	1		0	1	0
Contest Totals	17		4	8	5

JOINT Primary
March 05, 2024

Colorado County

303 - Mentz

DEM Justice, 14th Ct of App Dist, PI 6

Vote For 1

	TOTAL	VOTE %	Absentee	Early Voting	Election Day
Meagan Hassan	12	80.00%	3	5	4
Sara Padua Cordua	3	20.00%	1	1	1
Total Votes Cast	15	100.00%	4	6	5
Overvotes	0		0	0	0
Undervotes	2		0	2	0
Contest Totals	17		4	8	5

DEM Justice, 14th Ct of App Dist, PI 8

Vote For 1

	TOTAL	VOTE %	Absentee	Early Voting	Election Day
Margaret "Meg" Poissant	16	100.00%	4	7	5
Total Votes Cast	16	100.00%	4	7	5
Overvotes	0		0	0	0
Undervotes	1		0	1	0
Contest Totals	17		4	8	5

DEM County Chair

Vote For 1

	TOTAL	VOTE %	Absentee	Early Voting	Election Day
Wayne Lefferd	15	100.00%	4	6	5
Total Votes Cast	15	100.00%	4	6	5
Overvotes	0		0	0	0
Undervotes	2		0	2	0
Contest Totals	17		4	8	5

Official Results

Summary Results Report

OFFICIAL RESULTS

JOINT Primary
March 05, 2024

Colorado County

304 - Bernardo

Statistics

	TOTAL	Absentee	Early Voting	Election Day
Registered Voters - Total	568			
Registered Voters - Republican Party	0			
Registered Voters - Democratic Party	0			
Registered Voters - NONPARTISAN	568			
Ballots Cast - Total	261	1	133	127
Ballots Cast - Republican Party	257	1	129	127
Ballots Cast - Democratic Party	4	0	4	0
Ballots Cast - NONPARTISAN	0	0	0	0
Ballots Cast - Blank	0	0	0	0
Voter Turnout - Total	45.95%			
Voter Turnout - Republican Party	0.00%			
Voter Turnout - Democratic Party	0.00%			
Voter Turnout - NONPARTISAN	0.00%			

REP President

Vote For 1

	TOTAL	VOTE %	Absentee	Early Voting	Election Day
Nikki Haley	25	9.92%	0	14	11
Vivek Ramaswamy	1	0.40%	0	0	1
David Stuckenberg	0	0.00%	0	0	0
Ron DeSantis	3	1.19%	0	3	0
Chris Christie	0	0.00%	0	0	0
Ryan L. Binkley	0	0.00%	0	0	0
Donald J. Trump	215	85.32%	1	106	108
Asa Hutchinson	0	0.00%	0	0	0
Uncommitted	8	3.17%	0	4	4
Total Votes Cast	252	100.00%	1	127	124
Overvotes	0		0	0	0
Undervotes	5		0	2	3
Contest Totals	257		1	129	127

REP US Senator

Vote For 1

	TOTAL	VOTE %	Absentee	Early Voting	Election Day
Ted Cruz	223	91.39%	1	111	111
R E (Rufus) Lopez	13	5.33%	0	5	8
Holland "Redd" Gibson	8	3.28%	0	5	3
Total Votes Cast	244	100.00%	1	121	122
Overvotes	0		0	0	0
Undervotes	13		0	8	5
Contest Totals	257		1	129	127

Summary Results Report

JOINT Primary
March 05, 2024

OFFICIAL RESULTS

Colorado County

304 - Bernardo

REP US Representative, Dist 10

Vote For 1

	TOTAL	VOTE %	Absentee	Early Voting	Election Day
Michael T. McCaul	177	78.67%	0	90	87
Jared B. Lovelace	48	21.33%	0	28	20
Total Votes Cast	225	100.00%	0	118	107
Overvotes	0		0	0	0
Undervotes	32		1	11	20
Contest Totals	257		1	129	127

REP Railroad Commissioner

Vote For 1

	TOTAL	VOTE %	Absentee	Early Voting	Election Day
James "Jim" Matlock	104	50.24%	1	54	49
Corey Howell	8	3.86%	0	4	4
Petra Reyes	3	1.45%	0	2	1
Christie Clark	24	11.59%	0	14	10
Christi Craddick	68	32.85%	0	34	34
Total Votes Cast	207	100.00%	1	108	98
Overvotes	1		0	0	1
Undervotes	49		0	21	28
Contest Totals	257		1	129	127

REP Justice, Supreme Court, PI 2

Vote For 1

	TOTAL	VOTE %	Absentee	Early Voting	Election Day
Jimmy Blacklock	182	100.00%	0	96	86
Total Votes Cast	182	100.00%	0	96	86
Overvotes	0		0	0	0
Undervotes	75		1	33	41
Contest Totals	257		1	129	127

REP Justice, Supreme Court, PI 4

Vote For 1

	TOTAL	VOTE %	Absentee	Early Voting	Election Day
Brian Walker	126	67.74%	1	63	62
John Devine	60	32.26%	0	33	27
Total Votes Cast	186	100.00%	1	96	89
Overvotes	0		0	0	0
Undervotes	71		0	33	38
Contest Totals	257		1	129	127

Summary Results Report

JOINT Primary

March 05, 2024

OFFICIAL RESULTS

Colorado County

304 - Bernardo

REP Justice, Supreme Court, PI 6

Vote For 1

	TOTAL	VOTE %	Absentee	Early Voting	Election Day
Jane Bland	179	100.00%	1	93	85
Total Votes Cast	179	100.00%	1	93	85
Overvotes	0		0	0	0
Undervotes	78		0	36	42
Contest Totals	257		1	129	127

REP Presiding Judge, Ct of Crim App

Vote For 1

	TOTAL	VOTE %	Absentee	Early Voting	Election Day
Sharon Keller	100	50.25%	0	53	47
David J. Schenck	99	49.75%	1	47	51
Total Votes Cast	199	100.00%	1	100	98
Overvotes	0		0	0	0
Undervotes	58		0	29	29
Contest Totals	257		1	129	127

REP Judge, Ct of Crim App, PI 7

Vote For 1

	TOTAL	VOTE %	Absentee	Early Voting	Election Day
Gina Parker	134	70.53%	1	66	67
Barbara Parker Hervey	56	29.47%	0	30	26
Total Votes Cast	190	100.00%	1	96	93
Overvotes	0		0	0	0
Undervotes	67		0	33	34
Contest Totals	257		1	129	127

REP Judge, Ct of Crim App, PI 8

Vote For 1

	TOTAL	VOTE %	Absentee	Early Voting	Election Day
Lee Finley	116	59.49%	1	53	62
Michelle Slaughter	79	40.51%	0	43	36
Total Votes Cast	195	100.00%	1	96	98
Overvotes	0		0	0	0
Undervotes	62		0	33	29
Contest Totals	257		1	129	127

Summary Results Report

JOINT Primary
March 05, 2024

OFFICIAL RESULTS

Colorado County

304 - Bernardo

REP Member, State BoE, Dist 10

Vote For 1

	TOTAL	VOTE %	Absentee	Early Voting	Election Day
"DC" Caldwell I	40	20.94%	0	21	19
Mary Bone	54	28.27%	0	31	23
Tom Maynard	97	50.79%	1	49	47
Total Votes Cast	191	100.00%	1	101	89
Overvotes	0		0	0	0
Undervotes	66		0	28	38
Contest Totals	257		1	129	127

REP State Senator, Dist 17

Vote For 1

	TOTAL	VOTE %	Absentee	Early Voting	Election Day
Joan Huffman	184	100.00%	1	93	90
Total Votes Cast	184	100.00%	1	93	90
Overvotes	0		0	0	0
Undervotes	73		0	36	37
Contest Totals	257		1	129	127

REP State Representative, Dist 85

Vote For 1

	TOTAL	VOTE %	Absentee	Early Voting	Election Day
Stan Kitzman	123	55.41%	0	51	72
Tim Greeson	99	44.59%	1	63	35
Total Votes Cast	222	100.00%	1	114	107
Overvotes	0		0	0	0
Undervotes	35		0	15	20
Contest Totals	257		1	129	127

REP Justice, 1st Ct of App Dist PI 2

Vote For 1

	TOTAL	VOTE %	Absentee	Early Voting	Election Day
Jennifer Caughey	184	100.00%	1	92	91
Total Votes Cast	184	100.00%	1	92	91
Overvotes	0		0	0	0
Undervotes	73		0	37	36
Contest Totals	257		1	129	127

Summary Results Report

OFFICIAL RESULTS

JOINT Primary
March 05, 2024

Colorado County

304 - Bernardo

REP Justice, 1st Ct of App Dist, PI 6

Vote For 1

	TOTAL	VOTE %	Absentee	Early Voting	Election Day
Andrew Johnson	183	100.00%	1	92	90
Total Votes Cast	183	100.00%	1	92	90
Overvotes	0		0	0	0
Undervotes	74		0	37	37
Contest Totals	257		1	129	127

REP Justice, 1st Ct of App Dist, PI 7

Vote For 1

	TOTAL	VOTE %	Absentee	Early Voting	Election Day
Clint Morgan	182	100.00%	1	92	89
Total Votes Cast	182	100.00%	1	92	89
Overvotes	0		0	0	0
Undervotes	75		0	37	38
Contest Totals	257		1	129	127

REP Justice, 1st Ct of App Dist, PI 8

Vote For 1

	TOTAL	VOTE %	Absentee	Early Voting	Election Day
Kristin M. Guiney	183	100.00%	1	93	89
Total Votes Cast	183	100.00%	1	93	89
Overvotes	0		0	0	0
Undervotes	74		0	36	38
Contest Totals	257		1	129	127

REP Justice, 1st Ct of App Dist, PI 9

Vote For 1

	TOTAL	VOTE %	Absentee	Early Voting	Election Day
Susanna Dokupil	183	100.00%	1	93	89
Total Votes Cast	183	100.00%	1	93	89
Overvotes	0		0	0	0
Undervotes	74		0	36	38
Contest Totals	257		1	129	127

REP Justice, 14th Ct of App Dist, PI 3

Vote For 1

	TOTAL	VOTE %	Absentee	Early Voting	Election Day
Chad Bridges	183	100.00%	1	93	89
Total Votes Cast	183	100.00%	1	93	89
Overvotes	0		0	0	0
Undervotes	74		0	36	38
Contest Totals	257		1	129	127

Summary Results Report

JOINT Primary

March 05, 2024

OFFICIAL RESULTS

Colorado County

304 - Bernardo

REP Justice, 14th Ct of App Dist, PI 4

Vote For 1

	TOTAL	VOTE %	Absentee	Early Voting	Election Day
Tonya McLaughlin	100	52.36%	0	55	45
Steve Rogers	91	47.64%	1	40	50
Total Votes Cast	191	100.00%	1	95	95
Overvotes	0		0	0	0
Undervotes	66		0	34	32
Contest Totals	257		1	129	127

REP Justice, 14th Ct of App Dist, PI 5

Vote For 1

	TOTAL	VOTE %	Absentee	Early Voting	Election Day
Maritza Michele Antu	180	100.00%	1	92	87
Total Votes Cast	180	100.00%	1	92	87
Overvotes	0		0	0	0
Undervotes	77		0	37	40
Contest Totals	257		1	129	127

REP Justice, 14th Ct of App Dist, PI 6

Vote For 1

	TOTAL	VOTE %	Absentee	Early Voting	Election Day
Katy Boatman	182	100.00%	1	92	89
Total Votes Cast	182	100.00%	1	92	89
Overvotes	0		0	0	0
Undervotes	75		0	37	38
Contest Totals	257		1	129	127

REP Justice, 14th Ct of App Dist, PI 8

Vote For 1

	TOTAL	VOTE %	Absentee	Early Voting	Election Day
Brad Hart	183	100.00%	1	93	89
Total Votes Cast	183	100.00%	1	93	89
Overvotes	0		0	0	0
Undervotes	74		0	36	38
Contest Totals	257		1	129	127

REP Dist Judge, 25th Judicial Dist

Vote For 1

	TOTAL	VOTE %	Absentee	Early Voting	Election Day
Bill Old	194	100.00%	1	98	95
Total Votes Cast	194	100.00%	1	98	95
Overvotes	0		0	0	0
Undervotes	63		0	31	32
Contest Totals	257		1	129	127

Summary Results Report

OFFICIAL RESULTS

JOINT Primary
March 05, 2024

Colorado County

304 - Bernardo

REP Dist Judge, 2nd 25th Judicial Dist

Vote For 1

	TOTAL	VOTE %	Absentee	Early Voting	Election Day
Jessica Richard Crawford	185	100.00%	1	94	90
Total Votes Cast	185	100.00%	1	94	90
Overvotes	0		0	0	0
Undervotes	72		0	35	37
Contest Totals	257		1	129	127

REP County Attorney

Vote For 1

	TOTAL	VOTE %	Absentee	Early Voting	Election Day
Jay Johannes	197	100.00%	1	101	95
Total Votes Cast	197	100.00%	1	101	95
Overvotes	0		0	0	0
Undervotes	60		0	28	32
Contest Totals	257		1	129	127

REP Sheriff

Vote For 1

	TOTAL	VOTE %	Absentee	Early Voting	Election Day
Justin Lindemann	143	57.89%	1	72	70
"Wendy" Alley	104	42.11%	0	55	49
Total Votes Cast	247	100.00%	1	127	119
Overvotes	0		0	0	0
Undervotes	10		0	2	8
Contest Totals	257		1	129	127

REP County Tax Assessor-Collector

Vote For 1

	TOTAL	VOTE %	Absentee	Early Voting	Election Day
Erica Kollaja	92	38.49%	0	45	47
Melinda A. Zajicek	121	50.63%	1	67	53
Bruce Besch	26	10.88%	0	13	13
Total Votes Cast	239	100.00%	1	125	113
Overvotes	0		0	0	0
Undervotes	18		0	4	14
Contest Totals	257		1	129	127

JOINT Primary
March 05, 2024

Colorado County

304 - Bernardo

REP County Commissioner Pct 3

Vote For 1

	TOTAL	VOTE %	Absentee	Early Voting	Election Day
Keith Ellis Neuendorff	220	100.00%	1	113	106
Total Votes Cast	220	100.00%	1	113	106
Overvotes	0		0	0	0
Undervotes	37		0	16	21
Contest Totals	257		1	129	127

REP Justice of the Peace Precinct 3

Vote For 1

	TOTAL	VOTE %	Absentee	Early Voting	Election Day
Bennie Zajicek	82	34.60%	0	47	35
Will Schneider	84	35.44%	0	41	43
Donald J. Clark	71	29.96%	1	34	36
Total Votes Cast	237	100.00%	1	122	114
Overvotes	0		0	0	0
Undervotes	20		0	7	13
Contest Totals	257		1	129	127

REP Constable Pct 3

Vote For 1

	TOTAL	VOTE %	Absentee	Early Voting	Election Day
Ivan V. Menke	225	100.00%	1	116	108
Total Votes Cast	225	100.00%	1	116	108
Overvotes	0		0	0	0
Undervotes	32		0	13	19
Contest Totals	257		1	129	127

REP County Chair

Vote For 1

	TOTAL	VOTE %	Absentee	Early Voting	Election Day
Tom Kelley	201	100.00%	1	105	95
Total Votes Cast	201	100.00%	1	105	95
Overvotes	0		0	0	0
Undervotes	56		0	24	32
Contest Totals	257		1	129	127

JOINT Primary
March 05, 2024

Colorado County

304 - Bernardo

REP Proposition 1

Vote For 1

	TOTAL	VOTE %	Absentee	Early Voting	Election Day
YES	200	83.68%	1	97	102
NO	39	16.32%	0	24	15
Total Votes Cast	239	100.00%	1	121	117
Overvotes	0		0	0	0
Undervotes	18		0	8	10
Contest Totals	257		1	129	127

REP Proposition 2

Vote For 1

	TOTAL	VOTE %	Absentee	Early Voting	Election Day
YES	238	96.36%	1	115	122
NO	9	3.64%	0	7	2
Total Votes Cast	247	100.00%	1	122	124
Overvotes	0		0	0	0
Undervotes	10		0	7	3
Contest Totals	257		1	129	127

REP Proposition 3

Vote For 1

	TOTAL	VOTE %	Absentee	Early Voting	Election Day
YES	217	90.80%	1	108	108
NO	22	9.20%	0	12	10
Total Votes Cast	239	100.00%	1	120	118
Overvotes	0		0	0	0
Undervotes	18		0	9	9
Contest Totals	257		1	129	127

REP Proposition 4

Vote For 1

	TOTAL	VOTE %	Absentee	Early Voting	Election Day
YES	217	89.30%	1	110	106
NO	26	10.70%	0	12	14
Total Votes Cast	243	100.00%	1	122	120
Overvotes	0		0	0	0
Undervotes	14		0	7	7
Contest Totals	257		1	129	127

JOINT Primary
March 05, 2024

Colorado County

304 - Bernardo

REP Proposition 5

Vote For 1

	TOTAL	VOTE %	Absentee	Early Voting	Election Day
YES	214	89.17%	1	109	104
NO	26	10.83%	0	12	14
Total Votes Cast	240	100.00%	1	121	118
Overvotes	0		0	0	0
Undervotes	17		0	8	9
Contest Totals	257		1	129	127

REP Proposition 6

Vote For 1

	TOTAL	VOTE %	Absentee	Early Voting	Election Day
YES	210	89.36%	1	107	102
NO	25	10.64%	0	12	13
Total Votes Cast	235	100.00%	1	119	115
Overvotes	0		0	0	0
Undervotes	22		0	10	12
Contest Totals	257		1	129	127

REP Proposition 7

Vote For 1

	TOTAL	VOTE %	Absentee	Early Voting	Election Day
YES	175	78.48%	1	90	84
NO	48	21.52%	0	22	26
Total Votes Cast	223	100.00%	1	112	110
Overvotes	0		0	0	0
Undervotes	34		0	17	17
Contest Totals	257		1	129	127

REP Proposition 8

Vote For 1

	TOTAL	VOTE %	Absentee	Early Voting	Election Day
YES	229	94.63%	1	115	113
NO	13	5.37%	0	6	7
Total Votes Cast	242	100.00%	1	121	120
Overvotes	0		0	0	0
Undervotes	15		0	8	7
Contest Totals	257		1	129	127

JOINT Primary
March 05, 2024

Colorado County

304 - Bernardo

REP Proposition 9

Vote For 1

	TOTAL	VOTE %	Absentee	Early Voting	Election Day
YES	167	71.37%	1	81	85
NO	67	28.63%	0	36	31
Total Votes Cast	234	100.00%	1	117	116
Overvotes	0		0	0	0
Undervotes	23		0	12	11
Contest Totals	257		1	129	127

REP Proposition 10

Vote For 1

	TOTAL	VOTE %	Absentee	Early Voting	Election Day
YES	220	92.44%	1	106	113
NO	18	7.56%	0	14	4
Total Votes Cast	238	100.00%	1	120	117
Overvotes	0		0	0	0
Undervotes	19		0	9	10
Contest Totals	257		1	129	127

REP Proposition 11

Vote For 1

	TOTAL	VOTE %	Absentee	Early Voting	Election Day
YES	200	81.97%	1	94	105
NO	44	18.03%	0	27	17
Total Votes Cast	244	100.00%	1	121	122
Overvotes	0		0	0	0
Undervotes	13		0	8	5
Contest Totals	257		1	129	127

REP Proposition 12

Vote For 1

	TOTAL	VOTE %	Absentee	Early Voting	Election Day
YES	241	97.18%	1	120	120
NO	7	2.82%	0	4	3
Total Votes Cast	248	100.00%	1	124	123
Overvotes	0		0	0	0
Undervotes	9		0	5	4
Contest Totals	257		1	129	127

Summary Results Report

OFFICIAL RESULTS

JOINT Primary
March 05, 2024

Colorado County

304 - Bernardo

REP Proposition 13

Vote For 1

	TOTAL	VOTE %	Absentee	Early Voting	Election Day
YES	240	97.17%	1	118	121
NO	7	2.83%	0	5	2
Total Votes Cast	247	100.00%	1	123	123
Overvotes	0		0	0	0
Undervotes	10		0	6	4
Contest Totals	257		1	129	127

DEM President

Vote For 1

	TOTAL	VOTE %	Absentee	Early Voting	Election Day
Star Locke	0	0.00%	0	0	0
Cenk Uygur	0	0.00%	0	0	0
Dean Phillips	0	0.00%	0	0	0
Frankie Lozada	0	0.00%	0	0	0
Armando "Mando" Perez-Serrato	0	0.00%	0	0	0
Gabriel A. Cornejo	0	0.00%	0	0	0
Marianne Williamson	0	0.00%	0	0	0
Joseph R. Biden Jr.	4	100.00%	0	4	0
Total Votes Cast	4	100.00%	0	4	0
Overvotes	0		0	0	0
Undervotes	0		0	0	0
Contest Totals	4		0	4	0

DEM US Senator

Vote For 1

	TOTAL	VOTE %	Absentee	Early Voting	Election Day
Roland Gutierrez	0	0.00%	0	0	0
Meri Gomez	0	0.00%	0	0	0
Thierry Tchenko	0	0.00%	0	0	0
A. "Robert" Hassan	0	0.00%	0	0	0
Colin Allred	3	100.00%	0	3	0
Steven J. Keough	0	0.00%	0	0	0
Mark Gonzalez	0	0.00%	0	0	0
Carl Oscar Sherman	0	0.00%	0	0	0
Heli Rodriguez Prilliman	0	0.00%	0	0	0
Total Votes Cast	3	100.00%	0	3	0
Overvotes	0		0	0	0
Undervotes	1		0	1	0
Contest Totals	4		0	4	0

Summary Results Report

OFFICIAL RESULTS

JOINT Primary
March 05, 2024

Colorado County

304 - Bernardo

DEM US Representative, Dist 10

Vote For 1

	TOTAL	VOTE %	Absentee	Early Voting	Election Day
Theresa Boisseau	1	50.00%	0	1	0
Keith McPhail	1	50.00%	0	1	0
Total Votes Cast	2	100.00%	0	2	0
Overvotes	0		0	0	0
Undervotes	2		0	2	0
Contest Totals	4		0	4	0

DEM Railroad Commissioner

Vote For 1

	TOTAL	VOTE %	Absentee	Early Voting	Election Day
Katherine Culbert	2	66.67%	0	2	0
Bill Burch	1	33.33%	0	1	0
Total Votes Cast	3	100.00%	0	3	0
Overvotes	0		0	0	0
Undervotes	1		0	1	0
Contest Totals	4		0	4	0

DEM Justice, Supreme Court, PI 2

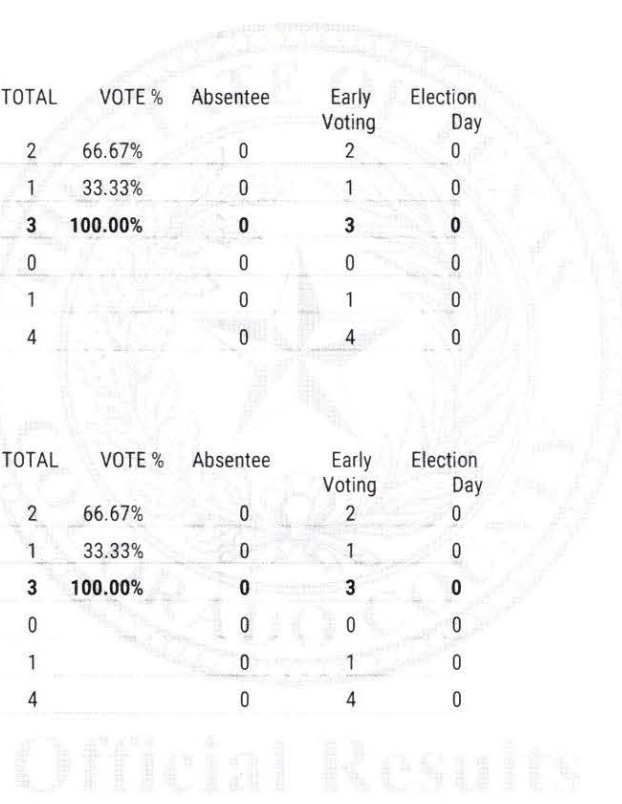
Vote For 1

	TOTAL	VOTE %	Absentee	Early Voting	Election Day
DaSean Jones	2	66.67%	0	2	0
Randy Sarosdy	1	33.33%	0	1	0
Total Votes Cast	3	100.00%	0	3	0
Overvotes	0		0	0	0
Undervotes	1		0	1	0
Contest Totals	4		0	4	0

DEM Justice, Supreme Court, PI 4

Vote For 1

	TOTAL	VOTE %	Absentee	Early Voting	Election Day
Christine Vinh Weems	3	100.00%	0	3	0
Total Votes Cast	3	100.00%	0	3	0
Overvotes	0		0	0	0
Undervotes	1		0	1	0
Contest Totals	4		0	4	0



Official Results

Summary Results Report

JOINT Primary

March 05, 2024

OFFICIAL RESULTS

Colorado County

304 - Bernardo

DEM Justice, Supreme Court, PI 6

Vote For 1

	TOTAL	VOTE %	Absentee	Early Voting	Election Day
Bonnie Lee Goldstein	3	100.00%	0	3	0
Joe Pool	0	0.00%	0	0	0
Total Votes Cast	3	100.00%	0	3	0
Overvotes	0		0	0	0
Undervotes	1		0	1	0
Contest Totals	4		0	4	0

DEM Presiding Judge, Ct of Crim App

Vote For 1

	TOTAL	VOTE %	Absentee	Early Voting	Election Day
Holly Taylor	2	100.00%	0	2	0
Total Votes Cast	2	100.00%	0	2	0
Overvotes	0		0	0	0
Undervotes	2		0	2	0
Contest Totals	4		0	4	0

DEM Judge, Ct of Crim App, PI 7

Vote For 1

	TOTAL	VOTE %	Absentee	Early Voting	Election Day
Nancy Mulder	3	100.00%	0	3	0
Total Votes Cast	3	100.00%	0	3	0
Overvotes	0		0	0	0
Undervotes	1		0	1	0
Contest Totals	4		0	4	0

DEM Judge, Ct of Crim App, PI 8

Vote For 1

	TOTAL	VOTE %	Absentee	Early Voting	Election Day
Chika Anyiam	3	100.00%	0	3	0
Total Votes Cast	3	100.00%	0	3	0
Overvotes	0		0	0	0
Undervotes	1		0	1	0
Contest Totals	4		0	4	0

DEM Member, State BoE, Dist 10

Vote For 1

	TOTAL	VOTE %	Absentee	Early Voting	Election Day
Raquel Saenz Ortiz	3	75.00%	0	3	0
DC Caldwell I	1	25.00%	0	1	0
Total Votes Cast	4	100.00%	0	4	0
Overvotes	0		0	0	0
Undervotes	0		0	0	0
Contest Totals	4		0	4	0

Summary Results Report

OFFICIAL RESULTS

JOINT Primary

March 05, 2024

Colorado County

304 - Bernardo

DEM State Senator, Dist 17

Vote For 1

	TOTAL	VOTE %	Absentee	Early Voting	Election Day
Kathy Cheng	3	100.00%	0	3	0
Total Votes Cast	3	100.00%	0	3	0
Overvotes	0		0	0	0
Undervotes	1		0	1	0
Contest Totals	4		0	4	0

DEM Justice, 1st Ct of App Dist, PI 2

Vote For 1

	TOTAL	VOTE %	Absentee	Early Voting	Election Day
Brendetta Scott	1	33.33%	0	1	0
Gordon Goodman	2	66.67%	0	2	0
Total Votes Cast	3	100.00%	0	3	0
Overvotes	0		0	0	0
Undervotes	1		0	1	0
Contest Totals	4		0	4	0

DEM Justice, 1st Ct of App Dist, PI 6

Vote For 1

	TOTAL	VOTE %	Absentee	Early Voting	Election Day
Sarah Beth Landau	3	100.00%	0	3	0
Total Votes Cast	3	100.00%	0	3	0
Overvotes	0		0	0	0
Undervotes	1		0	1	0
Contest Totals	4		0	4	0

DEM Justice, 1st Ct of App Dist, PI 7

Vote For 1

	TOTAL	VOTE %	Absentee	Early Voting	Election Day
Julie Countiss	3	100.00%	0	3	0
Total Votes Cast	3	100.00%	0	3	0
Overvotes	0		0	0	0
Undervotes	1		0	1	0
Contest Totals	4		0	4	0

DEM Justice, 1st Ct of App Dist, PI 8

Vote For 1

	TOTAL	VOTE %	Absentee	Early Voting	Election Day
Richard Hightower	2	66.67%	0	2	0
Ysidra "Sissy" Kyles	1	33.33%	0	1	0
Total Votes Cast	3	100.00%	0	3	0
Overvotes	0		0	0	0
Undervotes	1		0	1	0
Contest Totals	4		0	4	0

Summary Results Report

JOINT Primary
March 05, 2024

OFFICIAL RESULTS

Colorado County

304 - Bernardo

DEM Justice, 1st Ct of App Dist, PI 9

Vote For 1

	TOTAL	VOTE %	Absentee	Early Voting	Election Day
Peter Kelly	1	33.33%	0	1	0
Amber Boyd-Cora	2	66.67%	0	2	0
Total Votes Cast	3	100.00%	0	3	0
Overvotes	0		0	0	0
Undervotes	1		0	1	0
Contest Totals	4		0	4	0

DEM Justice, 14th Ct of App Dist, PI 3

Vote For 1

	TOTAL	VOTE %	Absentee	Early Voting	Election Day
Velda Renita Faulkner	1	33.33%	0	1	0
Mark Ritchie	1	33.33%	0	1	0
Chuck Silverman	0	0.00%	0	0	0
Jerry Zimmerer	1	33.33%	0	1	0
Total Votes Cast	3	100.00%	0	3	0
Overvotes	0		0	0	0
Undervotes	1		0	1	0
Contest Totals	4		0	4	0

DEM Justice, 14th Ct of App Dist, PI 4

Vote For 1

	TOTAL	VOTE %	Absentee	Early Voting	Election Day
Charles Spain	2	66.67%	0	2	0
Derek Obialo	1	33.33%	0	1	0
Total Votes Cast	3	100.00%	0	3	0
Overvotes	0		0	0	0
Undervotes	1		0	1	0
Contest Totals	4		0	4	0

DEM Justice, 14th Ct of App Dist, PI 5

Vote For 1

	TOTAL	VOTE %	Absentee	Early Voting	Election Day
Frances Bourliot	3	100.00%	0	3	0
Total Votes Cast	3	100.00%	0	3	0
Overvotes	0		0	0	0
Undervotes	1		0	1	0
Contest Totals	4		0	4	0

Summary Results Report

JOINT Primary

March 05, 2024

OFFICIAL RESULTS

Colorado County

304 - Bernardo

DEM Justice, 14th Ct of App Dist, PI 6

Vote For 1

	TOTAL	VOTE %	Absentee	Early Voting	Election Day
Meagan Hassan	2	66.67%	0	2	0
Sara Padua Cordua	1	33.33%	0	1	0
Total Votes Cast	3	100.00%	0	3	0
Overvotes	0		0	0	0
Undervotes	1		0	1	0
Contest Totals	4		0	4	0

DEM Justice, 14th Ct of App Dist, PI 8

Vote For 1

	TOTAL	VOTE %	Absentee	Early Voting	Election Day
Margaret "Meg" Poissant	3	100.00%	0	3	0
Total Votes Cast	3	100.00%	0	3	0
Overvotes	0		0	0	0
Undervotes	1		0	1	0
Contest Totals	4		0	4	0

DEM County Chair

Vote For 1

	TOTAL	VOTE %	Absentee	Early Voting	Election Day
Wayne Lefferd	3	100.00%	0	3	0
Total Votes Cast	3	100.00%	0	3	0
Overvotes	0		0	0	0
Undervotes	1		0	1	0
Contest Totals	4		0	4	0

Official Results

Summary Results Report

JOINT Primary
March 05, 2024

305 - Columbus/Shaw's Bend

Statistics	TOTAL	Absentee	Early Voting	Election Day
Registered Voters - Total	1,814			
Registered Voters - Republican Party	0			
Registered Voters - Democratic Party	0			
Registered Voters - NONPARTISAN	1,814			
Ballots Cast - Total	708	16	424	268
Ballots Cast - Republican Party	667	13	403	251
Ballots Cast - Democratic Party	41	3	21	17
Ballots Cast - NONPARTISAN	0	0	0	0
Ballots Cast - Blank	0	0	0	0
Voter Turnout - Total	39.03%			
Voter Turnout - Republican Party	0.00%			
Voter Turnout - Democratic Party	0.00%			
Voter Turnout - NONPARTISAN	0.00%			

REP President

Vote For 1

	TOTAL	VOTE %	Absentee	Early Voting	Election Day
Nikki Haley	76	11.59%	3	43	30
Vivek Ramaswamy	3	0.46%	0	1	2
David Stuckenberg	0	0.00%	0	0	0
Ron DeSantis	7	1.07%	0	4	3
Chris Christie	5	0.76%	0	2	3
Ryan L. Binkley	2	0.30%	0	2	0
Donald J. Trump	532	81.10%	8	327	197
Asa Hutchinson	1	0.15%	0	1	0
Uncommitted	30	4.57%	1	18	11
Total Votes Cast	656	100.00%	12	398	246
Overvotes	1		0	0	1
Undervotes	10		1	5	4
Contest Totals	667		13	403	251

REP US Senator

Vote For 1

	TOTAL	VOTE %	Absentee	Early Voting	Election Day
Ted Cruz	550	90.16%	9	338	203
R E (Rufus) Lopez	34	5.57%	0	18	16
Holland "Redd" Gibson	26	4.26%	2	13	11
Total Votes Cast	610	100.00%	11	369	230
Overvotes	0		0	0	0
Undervotes	57		2	34	21
Contest Totals	667		13	403	251

Summary Results Report

JOINT Primary
March 05, 2024

305 - Columbus/Shaw's Bend

REP US Representative, Dist 10

Vote For 1

	TOTAL	VOTE %	Absentee	Early Voting	Election Day
Michael T. McCaul	413	73.36%	10	254	149
Jared B. Lovelace	150	26.64%	1	92	57
Total Votes Cast	563	100.00%	11	346	206
Overvotes	0		0	0	0
Undervotes	104		2	57	45
Contest Totals	667		13	403	251

REP Railroad Commissioner

Vote For 1

	TOTAL	VOTE %	Absentee	Early Voting	Election Day
James "Jim" Matlock	215	41.51%	4	118	93
Corey Howell	25	4.83%	0	15	10
Petra Reyes	13	2.51%	0	6	7
Christie Clark	56	10.81%	1	35	20
Christi Craddick	209	40.35%	6	149	54
Total Votes Cast	518	100.00%	11	323	184
Overvotes	0		0	0	0
Undervotes	149		2	80	67
Contest Totals	667		13	403	251

REP Justice, Supreme Court, PI 2

Vote For 1

	TOTAL	VOTE %	Absentee	Early Voting	Election Day
Jimmy Blacklock	434	100.00%	6	260	168
Total Votes Cast	434	100.00%	6	260	168
Overvotes	0		0	0	0
Undervotes	233		7	143	83
Contest Totals	667		13	403	251

REP Justice, Supreme Court, PI 4

Vote For 1

	TOTAL	VOTE %	Absentee	Early Voting	Election Day
Brian Walker	263	58.84%	3	150	110
John Devine	184	41.16%	6	126	52
Total Votes Cast	447	100.00%	9	276	162
Overvotes	0		0	0	0
Undervotes	220		4	127	89
Contest Totals	667		13	403	251

JOINT Primary
March 05, 2024

Colorado County

305 - Columbus/Shaw's Bend

REP Justice, Supreme Court, PI 6

Vote For 1

	TOTAL	VOTE %	Absentee	Early Voting	Election Day
Jane Bland	430	100.00%	6	259	165
Total Votes Cast	430	100.00%	6	259	165
Overvotes	0		0	0	0
Undervotes	237		7	144	86
Contest Totals	667		13	403	251

REP Presiding Judge, Ct of Crim App

Vote For 1

	TOTAL	VOTE %	Absentee	Early Voting	Election Day
Sharon Keller	230	48.73%	5	142	83
David J. Schenck	242	51.27%	4	151	87
Total Votes Cast	472	100.00%	9	293	170
Overvotes	0		0	0	0
Undervotes	195		4	110	81
Contest Totals	667		13	403	251

REP Judge, Ct of Crim App, PI 7

Vote For 1

	TOTAL	VOTE %	Absentee	Early Voting	Election Day
Gina Parker	317	69.37%	7	200	110
Barbara Parker Hervey	140	30.63%	2	86	52
Total Votes Cast	457	100.00%	9	286	162
Overvotes	0		0	0	0
Undervotes	210		4	117	89
Contest Totals	667		13	403	251

REP Judge, Ct of Crim App, PI 8

Vote For 1

	TOTAL	VOTE %	Absentee	Early Voting	Election Day
Lee Finley	261	56.13%	4	170	87
Michelle Slaughter	204	43.87%	4	120	80
Total Votes Cast	465	100.00%	8	290	167
Overvotes	0		0	0	0
Undervotes	202		5	113	84
Contest Totals	667		13	403	251

JOINT Primary
March 05, 2024

Colorado County

305 - Columbus/Shaw's Bend

REP Member, State BoE, Dist 10

Vote For 1

	TOTAL	VOTE %	Absentee	Early Voting	Election Day
"DC" Caldwell I	91	18.69%	0	43	48
Mary Bone	196	40.25%	5	135	56
Tom Maynard	200	41.07%	5	134	61
Total Votes Cast	487	100.00%	10	312	165
Overvotes	0		0	0	0
Undervotes	180		3	91	86
Contest Totals	667		13	403	251

REP State Senator, Dist 17

Vote For 1

	TOTAL	VOTE %	Absentee	Early Voting	Election Day
Joan Huffman	461	100.00%	5	278	178
Total Votes Cast	461	100.00%	5	278	178
Overvotes	0		0	0	0
Undervotes	206		8	125	73
Contest Totals	667		13	403	251

REP State Representative, Dist 85

Vote For 1

	TOTAL	VOTE %	Absentee	Early Voting	Election Day
Stan Kitzman	324	57.04%	9	196	119
Tim Greeson	244	42.96%	2	161	81
Total Votes Cast	568	100.00%	11	357	200
Overvotes	0		0	0	0
Undervotes	99		2	46	51
Contest Totals	667		13	403	251

REP Justice, 1st Ct of App Dist PI 2

Vote For 1

	TOTAL	VOTE %	Absentee	Early Voting	Election Day
Jennifer Caughey	432	100.00%	6	263	163
Total Votes Cast	432	100.00%	6	263	163
Overvotes	0		0	0	0
Undervotes	235		7	140	88
Contest Totals	667		13	403	251

JOINT Primary
March 05, 2024

Colorado County

305 - Columbus/Shaw's Bend

REP Justice, 1st Ct of App Dist, PI 6

Vote For 1

	TOTAL	VOTE %	Absentee	Early Voting	Election Day
Andrew Johnson	430	100.00%	6	258	166
Total Votes Cast	430	100.00%	6	258	166
Overvotes	0		0	0	0
Undervotes	237		7	145	85
Contest Totals	667		13	403	251

REP Justice, 1st Ct of App Dist, PI 7

Vote For 1

	TOTAL	VOTE %	Absentee	Early Voting	Election Day
Clint Morgan	426	100.00%	6	257	163
Total Votes Cast	426	100.00%	6	257	163
Overvotes	0		0	0	0
Undervotes	241		7	146	88
Contest Totals	667		13	403	251

REP Justice, 1st Ct of App Dist, PI 8

Vote For 1

	TOTAL	VOTE %	Absentee	Early Voting	Election Day
Kristin M. Guiney	427	100.00%	7	256	164
Total Votes Cast	427	100.00%	7	256	164
Overvotes	0		0	0	0
Undervotes	240		6	147	87
Contest Totals	667		13	403	251

REP Justice, 1st Ct of App Dist, PI 9

Vote For 1

	TOTAL	VOTE %	Absentee	Early Voting	Election Day
Susanna Dokupil	420	100.00%	6	252	162
Total Votes Cast	420	100.00%	6	252	162
Overvotes	0		0	0	0
Undervotes	247		7	151	89
Contest Totals	667		13	403	251

REP Justice, 14th Ct of App Dist, PI 3

Vote For 1

	TOTAL	VOTE %	Absentee	Early Voting	Election Day
Chad Bridges	425	100.00%	6	253	166
Total Votes Cast	425	100.00%	6	253	166
Overvotes	0		0	0	0
Undervotes	242		7	150	85
Contest Totals	667		13	403	251

JOINT Primary
March 05, 2024

Colorado County

305 - Columbus/Shaw's Bend

REP Justice, 14th Ct of App Dist, PI 4

Vote For 1

	TOTAL	VOTE %	Absentee	Early Voting	Election Day
Tonya McLaughlin	261	58.13%	4	168	89
Steve Rogers	188	41.87%	5	106	77
Total Votes Cast	449	100.00%	9	274	166
Overvotes	0		0	0	0
Undervotes	218		4	129	85
Contest Totals	667		13	403	251

REP Justice, 14th Ct of App Dist, PI 5

Vote For 1

	TOTAL	VOTE %	Absentee	Early Voting	Election Day
Maritza Michele Antu	411	100.00%	6	244	161
Total Votes Cast	411	100.00%	6	244	161
Overvotes	0		0	0	0
Undervotes	256		7	159	90
Contest Totals	667		13	403	251

REP Justice, 14th Ct of App Dist, PI 6

Vote For 1

	TOTAL	VOTE %	Absentee	Early Voting	Election Day
Katy Boatman	417	100.00%	6	246	165
Total Votes Cast	417	100.00%	6	246	165
Overvotes	0		0	0	0
Undervotes	250		7	157	86
Contest Totals	667		13	403	251

REP Justice, 14th Ct of App Dist, PI 8

Vote For 1

	TOTAL	VOTE %	Absentee	Early Voting	Election Day
Brad Hart	419	100.00%	6	248	165
Total Votes Cast	419	100.00%	6	248	165
Overvotes	0		0	0	0
Undervotes	248		7	155	86
Contest Totals	667		13	403	251

REP Dist Judge, 25th Judicial Dist

Vote For 1

	TOTAL	VOTE %	Absentee	Early Voting	Election Day
Bill Old	476	100.00%	6	296	174
Total Votes Cast	476	100.00%	6	296	174
Overvotes	0		0	0	0
Undervotes	191		7	107	77
Contest Totals	667		13	403	251

JOINT Primary
March 05, 2024

Colorado County

305 - Columbus/Shaw's Bend

REP Dist Judge, 2nd 25th Judicial Dist

Vote For 1

	TOTAL	VOTE %	Absentee	Early Voting	Election Day
Jessica Richard Crawford	438	100.00%	6	261	171
Total Votes Cast	438	100.00%	6	261	171
Overvotes	0		0	0	0
Undervotes	229		7	142	80
Contest Totals	667		13	403	251

REP County Attorney

Vote For 1

	TOTAL	VOTE %	Absentee	Early Voting	Election Day
Jay Johannes	488	100.00%	7	300	181
Total Votes Cast	488	100.00%	7	300	181
Overvotes	0		0	0	0
Undervotes	179		6	103	70
Contest Totals	667		13	403	251

REP Sheriff

Vote For 1

	TOTAL	VOTE %	Absentee	Early Voting	Election Day
Justin Lindemann	378	57.62%	8	240	130
"Wendy" Alley	278	42.38%	5	159	114
Total Votes Cast	656	100.00%	13	399	244
Overvotes	0		0	0	0
Undervotes	11		0	4	7
Contest Totals	667		13	403	251

REP County Tax Assessor-Collector

Vote For 1

	TOTAL	VOTE %	Absentee	Early Voting	Election Day
Erica Kollaja	205	32.64%	6	116	83
Melinda A. Zajicek	345	54.94%	3	225	117
Bruce Besch	78	12.42%	2	47	29
Total Votes Cast	628	100.00%	11	388	229
Overvotes	0		0	0	0
Undervotes	39		2	15	22
Contest Totals	667		13	403	251

JOINT Primary
 March 05, 2024

Colorado County

305 - Columbus/Shaw's Bend

REP County Commissioner Pct 3

Vote For 1

	TOTAL	VOTE %	Absentee	Early Voting	Election Day
Keith Ellis Neuendorff	518	100.00%	7	319	192
Total Votes Cast	518	100.00%	7	319	192
Overvotes	0		0	0	0
Undervotes	149		6	84	59
Contest Totals	667		13	403	251

REP Justice of the Peace Precinct 3

Vote For 1

	TOTAL	VOTE %	Absentee	Early Voting	Election Day
Bennie Zajicek	182	29.12%	2	108	72
Will Schneider	192	30.72%	5	108	79
Donald J. Clark	251	40.16%	4	168	79
Total Votes Cast	625	100.00%	11	384	230
Overvotes	0		0	0	0
Undervotes	42		2	19	21
Contest Totals	667		13	403	251

REP Constable Pct 3

Vote For 1

	TOTAL	VOTE %	Absentee	Early Voting	Election Day
Ivan V. Menke	529	100.00%	6	330	193
Total Votes Cast	529	100.00%	6	330	193
Overvotes	0		0	0	0
Undervotes	138		7	73	58
Contest Totals	667		13	403	251

REP County Chair

Vote For 1

	TOTAL	VOTE %	Absentee	Early Voting	Election Day
Tom Kelley	495	100.00%	6	307	182
Total Votes Cast	495	100.00%	6	307	182
Overvotes	0		0	0	0
Undervotes	172		7	96	69
Contest Totals	667		13	403	251

JOINT Primary
March 05, 2024

Colorado County

305 - Columbus/Shaw's Bend

REP Proposition 1

Vote For 1

	TOTAL	VOTE %	Absentee	Early Voting	Election Day
YES	508	81.02%	8	311	189
NO	119	18.98%	3	70	46
Total Votes Cast	627	100.00%	11	381	235
Overvotes	0		0	0	0
Undervotes	40		2	22	16
Contest Totals	667		13	403	251

REP Proposition 2

Vote For 1

	TOTAL	VOTE %	Absentee	Early Voting	Election Day
YES	580	92.06%	12	355	213
NO	50	7.94%	0	27	23
Total Votes Cast	630	100.00%	12	382	236
Overvotes	0		0	0	0
Undervotes	37		1	21	15
Contest Totals	667		13	403	251

REP Proposition 3

Vote For 1

	TOTAL	VOTE %	Absentee	Early Voting	Election Day
YES	558	88.43%	11	338	209
NO	73	11.57%	1	49	23
Total Votes Cast	631	100.00%	12	387	232
Overvotes	0		0	0	0
Undervotes	36		1	16	19
Contest Totals	667		13	403	251

REP Proposition 4

Vote For 1

	TOTAL	VOTE %	Absentee	Early Voting	Election Day
YES	546	87.08%	12	337	197
NO	81	12.92%	0	48	33
Total Votes Cast	627	100.00%	12	385	230
Overvotes	1		0	0	1
Undervotes	39		1	18	20
Contest Totals	667		13	403	251

Summary Results Report

JOINT Primary

March 05, 2024

OFFICIAL RESULTS

Colorado County

305 - Columbus/Shaw's Bend

REP Proposition 5

Vote For 1

	TOTAL	VOTE %	Absentee	Early Voting	Election Day
YES	536	85.62%	10	327	199
NO	90	14.38%	2	53	35
Total Votes Cast	626	100.00%	12	380	234
Overvotes	0		0	0	0
Undervotes	41		1	23	17
Contest Totals	667		13	403	251

REP Proposition 6

Vote For 1

	TOTAL	VOTE %	Absentee	Early Voting	Election Day
YES	515	84.56%	10	319	186
NO	94	15.44%	1	49	44
Total Votes Cast	609	100.00%	11	368	230
Overvotes	0		0	0	0
Undervotes	58		2	35	21
Contest Totals	667		13	403	251

REP Proposition 7

Vote For 1

	TOTAL	VOTE %	Absentee	Early Voting	Election Day
YES	412	74.77%	8	247	157
NO	139	25.23%	2	83	54
Total Votes Cast	551	100.00%	10	330	211
Overvotes	0		0	0	0
Undervotes	116		3	73	40
Contest Totals	667		13	403	251

REP Proposition 8

Vote For 1

	TOTAL	VOTE %	Absentee	Early Voting	Election Day
YES	580	93.85%	10	353	217
NO	38	6.15%	2	22	14
Total Votes Cast	618	100.00%	12	375	231
Overvotes	0		0	0	0
Undervotes	49		1	28	20
Contest Totals	667		13	403	251

305 - Columbus/Shaw's Bend

REP Proposition 9

Vote For 1

	TOTAL	VOTE %	Absentee	Early Voting	Election Day
YES	436	72.79%	7	270	159
NO	163	27.21%	4	89	70
Total Votes Cast	599	100.00%	11	359	229
Overvotes	0		0	0	0
Undervotes	68		2	44	22
Contest Totals	667		13	403	251

REP Proposition 10

Vote For 1

	TOTAL	VOTE %	Absentee	Early Voting	Election Day
YES	552	91.85%	11	335	206
NO	49	8.15%	2	30	17
Total Votes Cast	601	100.00%	13	365	223
Overvotes	0		0	0	0
Undervotes	66		0	38	28
Contest Totals	667		13	403	251

REP Proposition 11

Vote For 1

	TOTAL	VOTE %	Absentee	Early Voting	Election Day
YES	510	81.99%	12	306	192
NO	112	18.01%	1	69	42
Total Votes Cast	622	100.00%	13	375	234
Overvotes	0		0	0	0
Undervotes	45		0	28	17
Contest Totals	667		13	403	251

REP Proposition 12

Vote For 1

	TOTAL	VOTE %	Absentee	Early Voting	Election Day
YES	614	96.24%	13	374	227
NO	24	3.76%	0	14	10
Total Votes Cast	638	100.00%	13	388	237
Overvotes	0		0	0	0
Undervotes	29		0	15	14
Contest Totals	667		13	403	251

Summary Results Report

OFFICIAL RESULTS

JOINT Primary
March 05, 2024

Colorado County

305 - Columbus/Shaw's Bend

REP Proposition 13

Vote For 1

	TOTAL	VOTE %	Absentee	Early Voting	Election Day
YES	611	96.22%	13	372	226
NO	24	3.78%	0	11	13
Total Votes Cast	635	100.00%	13	383	239
Overvotes	0		0	0	0
Undervotes	32		0	20	12
Contest Totals	667		13	403	251

DEM President

Vote For 1

	TOTAL	VOTE %	Absentee	Early Voting	Election Day
Star Locke	0	0.00%	0	0	0
Cenk Uygur	0	0.00%	0	0	0
Dean Phillips	1	2.44%	0	0	1
Frankie Lozada	0	0.00%	0	0	0
Armando "Mando" Perez-Serrato	1	2.44%	0	1	0
Gabriel A. Cornejo	1	2.44%	0	0	1
Marianne Williamson	1	2.44%	0	1	0
Joseph R. Biden Jr.	37	90.24%	3	19	15
Total Votes Cast	41	100.00%	3	21	17
Overvotes	0		0	0	0
Undervotes	0		0	0	0
Contest Totals	41		3	21	17

DEM US Senator

Vote For 1

	TOTAL	VOTE %	Absentee	Early Voting	Election Day
Roland Gutierrez	5	13.16%	1	1	3
Meri Gomez	0	0.00%	0	0	0
Thierry Tchenko	0	0.00%	0	0	0
A. "Robert" Hassan	1	2.63%	0	0	1
Colin Allred	26	68.42%	1	15	10
Steven J. Keough	0	0.00%	0	0	0
Mark Gonzalez	3	7.89%	0	1	2
Carl Oscar Sherman	1	2.63%	0	1	0
Heli Rodriguez Prilliman	2	5.26%	0	1	1
Total Votes Cast	38	100.00%	2	19	17
Overvotes	0		0	0	0
Undervotes	3		1	2	0
Contest Totals	41		3	21	17

Summary Results Report

JOINT Primary

March 05, 2024

OFFICIAL RESULTS

Colorado County

305 - Columbus/Shaw's Bend

DEM US Representative, Dist 10

Vote For 1

	TOTAL	VOTE %	Absentee	Early Voting	Election Day
Theresa Boisseau	22	61.11%	0	12	10
Keith McPhail	14	38.89%	2	6	6
Total Votes Cast	36	100.00%	2	18	16
Overvotes	0		0	0	0
Undervotes	5		1	3	1
Contest Totals	41		3	21	17

DEM Railroad Commissioner

Vote For 1

	TOTAL	VOTE %	Absentee	Early Voting	Election Day
Katherine Culbert	25	67.57%	1	12	12
Bill Burch	12	32.43%	1	7	4
Total Votes Cast	37	100.00%	2	19	16
Overvotes	0		0	0	0
Undervotes	4		1	2	1
Contest Totals	41		3	21	17

DEM Justice, Supreme Court, PI 2

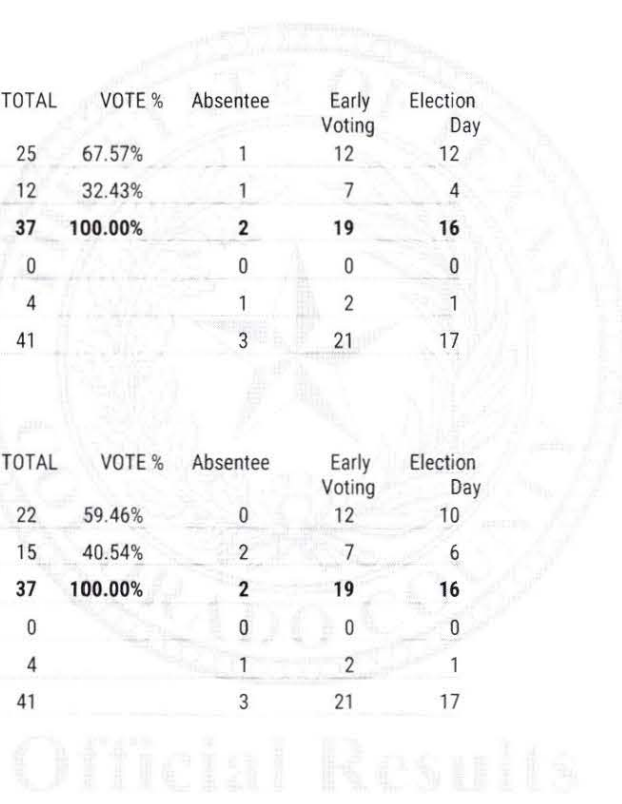
Vote For 1

	TOTAL	VOTE %	Absentee	Early Voting	Election Day
DaSean Jones	22	59.46%	0	12	10
Randy Sarosdy	15	40.54%	2	7	6
Total Votes Cast	37	100.00%	2	19	16
Overvotes	0		0	0	0
Undervotes	4		1	2	1
Contest Totals	41		3	21	17

DEM Justice, Supreme Court, PI 4

Vote For 1

	TOTAL	VOTE %	Absentee	Early Voting	Election Day
Christine Vinh Weems	31	100.00%	2	15	14
Total Votes Cast	31	100.00%	2	15	14
Overvotes	0		0	0	0
Undervotes	10		1	6	3
Contest Totals	41		3	21	17



Summary Results Report

OFFICIAL RESULTS

JOINT Primary
March 05, 2024

Colorado County

305 - Columbus/Shaw's Bend

DEM Justice, Supreme Court, PI 6

Vote For 1

	TOTAL	VOTE %	Absentee	Early Voting	Election Day
Bonnie Lee Goldstein	26	72.22%	2	14	10
Joe Pool	10	27.78%	0	4	6
Total Votes Cast	36	100.00%	2	18	16
Overvotes	0		0	0	0
Undervotes	5		1	3	1
Contest Totals	41		3	21	17

DEM Presiding Judge, Ct of Crim App

Vote For 1

	TOTAL	VOTE %	Absentee	Early Voting	Election Day
Holly Taylor	30	100.00%	2	15	13
Total Votes Cast	30	100.00%	2	15	13
Overvotes	0		0	0	0
Undervotes	11		1	6	4
Contest Totals	41		3	21	17

DEM Judge, Ct of Crim App, PI 7

Vote For 1

	TOTAL	VOTE %	Absentee	Early Voting	Election Day
Nancy Mulder	30	100.00%	2	14	14
Total Votes Cast	30	100.00%	2	14	14
Overvotes	0		0	0	0
Undervotes	11		1	7	3
Contest Totals	41		3	21	17

DEM Judge, Ct of Crim App, PI 8

Vote For 1

	TOTAL	VOTE %	Absentee	Early Voting	Election Day
Chika Anyiam	30	100.00%	2	14	14
Total Votes Cast	30	100.00%	2	14	14
Overvotes	0		0	0	0
Undervotes	11		1	7	3
Contest Totals	41		3	21	17

DEM Member, State BoE, Dist 10

Vote For 1

	TOTAL	VOTE %	Absentee	Early Voting	Election Day
Raquel Saenz Ortiz	22	59.46%	2	12	8
DC Caldwell I	15	40.54%	0	7	8
Total Votes Cast	37	100.00%	2	19	16
Overvotes	0		0	0	0
Undervotes	4		1	2	1
Contest Totals	41		3	21	17

305 - Columbus/Shaw's Bend

DEM State Senator, Dist 17

Vote For 1

	TOTAL	VOTE %	Absentee	Early Voting	Election Day
Kathy Cheng	30	100.00%	2	14	14
Total Votes Cast	30	100.00%	2	14	14
Overvotes	0		0	0	0
Undervotes	11		1	7	3
Contest Totals	41		3	21	17

DEM Justice, 1st Ct of App Dist, PI 2

Vote For 1

	TOTAL	VOTE %	Absentee	Early Voting	Election Day
Brendetta Scott	23	62.16%	0	11	12
Gordon Goodman	14	37.84%	2	7	5
Total Votes Cast	37	100.00%	2	18	17
Overvotes	0		0	0	0
Undervotes	4		1	3	0
Contest Totals	41		3	21	17

DEM Justice, 1st Ct of App Dist, PI 6

Vote For 1

	TOTAL	VOTE %	Absentee	Early Voting	Election Day
Sarah Beth Landau	29	100.00%	2	14	13
Total Votes Cast	29	100.00%	2	14	13
Overvotes	0		0	0	0
Undervotes	12		1	7	4
Contest Totals	41		3	21	17

DEM Justice, 1st Ct of App Dist, PI 7

Vote For 1

	TOTAL	VOTE %	Absentee	Early Voting	Election Day
Julie Countiss	30	100.00%	2	14	14
Total Votes Cast	30	100.00%	2	14	14
Overvotes	0		0	0	0
Undervotes	11		1	7	3
Contest Totals	41		3	21	17

DEM Justice, 1st Ct of App Dist, PI 8

Vote For 1

	TOTAL	VOTE %	Absentee	Early Voting	Election Day
Richard Hightower	19	51.35%	2	9	8
Ysidra "Sissy" Kyles	18	48.65%	0	10	8
Total Votes Cast	37	100.00%	2	19	16
Overvotes	0		0	0	0
Undervotes	4		1	2	1
Contest Totals	41		3	21	17

JOINT Primary
March 05, 2024

Colorado County

305 - Columbus/Shaw's Bend

DEM Justice, 1st Ct of App Dist, PI 9

Vote For 1

	TOTAL	VOTE %	Absentee	Early Voting	Election Day
Peter Kelly	13	36.11%	1	6	6
Amber Boyd-Cora	23	63.89%	1	13	9
Total Votes Cast	36	100.00%	2	19	15
Overvotes	0		0	0	0
Undervotes	5		1	2	2
Contest Totals	41		3	21	17

DEM Justice, 14th Ct of App Dist, PI 3

Vote For 1

	TOTAL	VOTE %	Absentee	Early Voting	Election Day
Velda Renita Faulkner	16	45.71%	0	8	8
Mark Ritchie	6	17.14%	0	3	3
Chuck Silverman	2	5.71%	0	1	1
Jerry Zimmerer	11	31.43%	2	5	4
Total Votes Cast	35	100.00%	2	17	16
Overvotes	0		0	0	0
Undervotes	6		1	4	1
Contest Totals	41		3	21	17

DEM Justice, 14th Ct of App Dist, PI 4

Vote For 1

	TOTAL	VOTE %	Absentee	Early Voting	Election Day
Charles Spain	16	50.00%	2	7	7
Derek Obialo	16	50.00%	0	8	8
Total Votes Cast	32	100.00%	2	15	15
Overvotes	0		0	0	0
Undervotes	9		1	6	2
Contest Totals	41		3	21	17

DEM Justice, 14th Ct of App Dist, PI 5

Vote For 1

	TOTAL	VOTE %	Absentee	Early Voting	Election Day
Frances Bourliot	28	100.00%	2	13	13
Total Votes Cast	28	100.00%	2	13	13
Overvotes	0		0	0	0
Undervotes	13		1	8	4
Contest Totals	41		3	21	17

Summary Results Report

JOINT Primary
 March 05, 2024

OFFICIAL RESULTS

Colorado County

305 - Columbus/Shaw's Bend

DEM Justice, 14th Ct of App Dist, PI 6

Vote For 1

	TOTAL	VOTE %	Absentee	Early Voting	Election Day
Meagan Hassan	19	55.88%	2	8	9
Sara Padua Cordua	15	44.12%	0	8	7
Total Votes Cast	34	100.00%	2	16	16
Overvotes	0		0	0	0
Undervotes	7		1	5	1
Contest Totals	41		3	21	17

DEM Justice, 14th Ct of App Dist, PI 8

Vote For 1

	TOTAL	VOTE %	Absentee	Early Voting	Election Day
Margaret "Meg" Poissant	29	100.00%	2	13	14
Total Votes Cast	29	100.00%	2	13	14
Overvotes	0		0	0	0
Undervotes	12		1	8	3
Contest Totals	41		3	21	17

DEM County Chair

Vote For 1

	TOTAL	VOTE %	Absentee	Early Voting	Election Day
Wayne Lefferd	29	100.00%	2	14	13
Total Votes Cast	29	100.00%	2	14	13
Overvotes	0		0	0	0
Undervotes	12		1	7	4
Contest Totals	41		3	21	17

Official Results

Summary Results Report

OFFICIAL RESULTS

JOINT Primary
March 05, 2024

Colorado County

401 - Alleyton/Altair

Statistics	TOTAL	Absentee	Early Voting	Election Day
Registered Voters - Total	539			
Registered Voters - Republican Party	0			
Registered Voters - Democratic Party	0			
Registered Voters - NONPARTISAN	539			
Ballots Cast - Total	168	2	94	72
Ballots Cast - Republican Party	150	0	86	64
Ballots Cast - Democratic Party	18	2	8	8
Ballots Cast - NONPARTISAN	0	0	0	0
Ballots Cast - Blank	0	0	0	0
Voter Turnout - Total	31.17%			
Voter Turnout - Republican Party	0.00%			
Voter Turnout - Democratic Party	0.00%			
Voter Turnout - NONPARTISAN	0.00%			

REP President

Vote For 1

	TOTAL	VOTE %	Absentee	Early Voting	Election Day
Nikki Haley	20	13.42%	0	13	7
Vivek Ramaswamy	4	2.68%	0	1	3
David Stuckenberg	0	0.00%	0	0	0
Ron DeSantis	1	0.67%	0	1	0
Chris Christie	2	1.34%	0	2	0
Ryan L. Binkley	0	0.00%	0	0	0
Donald J. Trump	119	79.87%	0	66	53
Asa Hutchinson	0	0.00%	0	0	0
Uncommitted	3	2.01%	0	2	1
Total Votes Cast	149	100.00%	0	85	64
Overvotes	0		0	0	0
Undervotes	1		0	1	0
Contest Totals	150		0	86	64

REP US Senator

Vote For 1

	TOTAL	VOTE %	Absentee	Early Voting	Election Day
Ted Cruz	133	91.10%	0	78	55
R E (Rufus) Lopez	7	4.79%	0	4	3
Holland "Redd" Gibson	6	4.11%	0	2	4
Total Votes Cast	146	100.00%	0	84	62
Overvotes	0		0	0	0
Undervotes	4		0	2	2
Contest Totals	150		0	86	64

Summary Results Report

JOINT Primary
March 05, 2024

OFFICIAL RESULTS

Colorado County

401 - Alleyton/Altair

REP US Representative, Dist 10

Vote For 1

	TOTAL	VOTE %	Absentee	Early Voting	Election Day
Michael T. McCaul	98	78.40%	0	58	40
Jared B. Lovelace	27	21.60%	0	19	8
Total Votes Cast	125	100.00%	0	77	48
Overvotes	0		0	0	0
Undervotes	25		0	9	16
Contest Totals	150		0	86	64

REP Railroad Commissioner

Vote For 1

	TOTAL	VOTE %	Absentee	Early Voting	Election Day
James "Jim" Matlock	48	42.86%	0	29	19
Corey Howell	5	4.46%	0	1	4
Petra Reyes	4	3.57%	0	3	1
Christie Clark	18	16.07%	0	8	10
Christi Craddick	37	33.04%	0	27	10
Total Votes Cast	112	100.00%	0	68	44
Overvotes	0		0	0	0
Undervotes	38		0	18	20
Contest Totals	150		0	86	64

REP Justice, Supreme Court, PI 2

Vote For 1

	TOTAL	VOTE %	Absentee	Early Voting	Election Day
Jimmy Blacklock	99	100.00%	0	58	41
Total Votes Cast	99	100.00%	0	58	41
Overvotes	0		0	0	0
Undervotes	51		0	28	23
Contest Totals	150		0	86	64

REP Justice, Supreme Court, PI 4

Vote For 1

	TOTAL	VOTE %	Absentee	Early Voting	Election Day
Brian Walker	71	74.74%	0	38	33
John Devine	24	25.26%	0	16	8
Total Votes Cast	95	100.00%	0	54	41
Overvotes	0		0	0	0
Undervotes	55		0	32	23
Contest Totals	150		0	86	64

Summary Results Report
 JOINT Primary
 March 05, 2024

OFFICIAL RESULTS

Colorado County

401 - Alleyton/Altair

REP Justice, Supreme Court, PI 6

Vote For 1

	TOTAL	VOTE %	Absentee	Early Voting	Election Day
Jane Bland	102	100.00%	0	57	45
Total Votes Cast	102	100.00%	0	57	45
Overvotes	0		0	0	0
Undervotes	48		0	29	19
Contest Totals	150		0	86	64

REP Presiding Judge, Ct of Crim App

Vote For 1

	TOTAL	VOTE %	Absentee	Early Voting	Election Day
Sharon Keller	58	54.21%	0	35	23
David J. Schenck	49	45.79%	0	26	23
Total Votes Cast	107	100.00%	0	61	46
Overvotes	0		0	0	0
Undervotes	43		0	25	18
Contest Totals	150		0	86	64

REP Judge, Ct of Crim App, PI 7

Vote For 1

	TOTAL	VOTE %	Absentee	Early Voting	Election Day
Gina Parker	66	66.00%	0	34	32
Barbara Parker Hervey	34	34.00%	0	24	10
Total Votes Cast	100	100.00%	0	58	42
Overvotes	0		0	0	0
Undervotes	50		0	28	22
Contest Totals	150		0	86	64

REP Judge, Ct of Crim App, PI 8

Vote For 1

	TOTAL	VOTE %	Absentee	Early Voting	Election Day
Lee Finley	46	45.54%	0	26	20
Michelle Slaughter	55	54.46%	0	32	23
Total Votes Cast	101	100.00%	0	58	43
Overvotes	0		0	0	0
Undervotes	49		0	28	21
Contest Totals	150		0	86	64

Summary Results Report

JOINT Primary

March 05, 2024

OFFICIAL RESULTS

Colorado County

401 - Alleyton/Altair

REP Member, State BoE, Dist 10

Vote For 1

	TOTAL	VOTE %	Absentee	Early Voting	Election Day
DC" Caldwell I	20	19.42%	0	11	9
Mary Bone	43	41.75%	0	23	20
Tom Maynard	40	38.84%	0	25	15
Total Votes Cast	103	100.00%	0	59	44
Overvotes	0		0	0	0
Undervotes	47		0	27	20
Contest Totals	150		0	86	64

REP State Senator, Dist 17

Vote For 1

	TOTAL	VOTE %	Absentee	Early Voting	Election Day
Joan Huffman	104	100.00%	0	64	40
Total Votes Cast	104	100.00%	0	64	40
Overvotes	0		0	0	0
Undervotes	46		0	22	24
Contest Totals	150		0	86	64

REP State Representative, Dist 85

Vote For 1

	TOTAL	VOTE %	Absentee	Early Voting	Election Day
Stan Kitzman	79	65.83%	0	45	34
Tim Greeson	41	34.17%	0	26	15
Total Votes Cast	120	100.00%	0	71	49
Overvotes	0		0	0	0
Undervotes	30		0	15	15
Contest Totals	150		0	86	64

REP Justice, 1st Ct of App Dist PI 2

Vote For 1

	TOTAL	VOTE %	Absentee	Early Voting	Election Day
Jennifer Caughey	104	100.00%	0	62	42
Total Votes Cast	104	100.00%	0	62	42
Overvotes	0		0	0	0
Undervotes	46		0	24	22
Contest Totals	150		0	86	64

Summary Results Report

JOINT Primary

March 05, 2024

OFFICIAL RESULTS

Colorado County

401 - Alleyton/Altair

REP Justice, 1st Ct of App Dist, PI 6

Vote For 1

	TOTAL	VOTE %	Absentee	Early Voting	Election Day
Andrew Johnson	99	100.00%	0	61	38
Total Votes Cast	99	100.00%	0	61	38
Overvotes	0		0	0	0
Undervotes	51		0	25	26
Contest Totals	150		0	86	64

REP Justice, 1st Ct of App Dist, PI 7

Vote For 1

	TOTAL	VOTE %	Absentee	Early Voting	Election Day
Clint Morgan	101	100.00%	0	61	40
Total Votes Cast	101	100.00%	0	61	40
Overvotes	0		0	0	0
Undervotes	49		0	25	24
Contest Totals	150		0	86	64

REP Justice, 1st Ct of App Dist, PI 8

Vote For 1

	TOTAL	VOTE %	Absentee	Early Voting	Election Day
Kristin M. Guiney	101	100.00%	0	61	40
Total Votes Cast	101	100.00%	0	61	40
Overvotes	0		0	0	0
Undervotes	49		0	25	24
Contest Totals	150		0	86	64

REP Justice, 1st Ct of App Dist, PI 9

Vote For 1

	TOTAL	VOTE %	Absentee	Early Voting	Election Day
Susanna Dokupil	102	100.00%	0	61	41
Total Votes Cast	102	100.00%	0	61	41
Overvotes	0		0	0	0
Undervotes	48		0	25	23
Contest Totals	150		0	86	64

REP Justice, 14th Ct of App Dist, PI 3

Vote For 1

	TOTAL	VOTE %	Absentee	Early Voting	Election Day
Chad Bridges	101	100.00%	0	61	40
Total Votes Cast	101	100.00%	0	61	40
Overvotes	0		0	0	0
Undervotes	49		0	25	24
Contest Totals	150		0	86	64

Summary Results Report

OFFICIAL RESULTS

JOINT Primary

March 05, 2024

Colorado County

401 - Alleyton/Altair

REP Justice, 14th Ct of App Dist, PI 4

Vote For 1

	TOTAL	VOTE %	Absentee	Early Voting	Election Day
Tonya McLaughlin	64	61.54%	0	39	25
Steve Rogers	40	38.46%	0	22	18
Total Votes Cast	104	100.00%	0	61	43
Overvotes	0		0	0	0
Undervotes	46		0	25	21
Contest Totals	150		0	86	64

REP Justice, 14th Ct of App Dist, PI 5

Vote For 1

	TOTAL	VOTE %	Absentee	Early Voting	Election Day
Maritza Michele Antu	99	100.00%	0	61	38
Total Votes Cast	99	100.00%	0	61	38
Overvotes	0		0	0	0
Undervotes	51		0	25	26
Contest Totals	150		0	86	64

REP Justice, 14th Ct of App Dist, PI 6

Vote For 1

	TOTAL	VOTE %	Absentee	Early Voting	Election Day
Katy Boatman	101	100.00%	0	61	40
Total Votes Cast	101	100.00%	0	61	40
Overvotes	0		0	0	0
Undervotes	49		0	25	24
Contest Totals	150		0	86	64

REP Justice, 14th Ct of App Dist, PI 8

Vote For 1

	TOTAL	VOTE %	Absentee	Early Voting	Election Day
Brad Hart	99	100.00%	0	61	38
Total Votes Cast	99	100.00%	0	61	38
Overvotes	0		0	0	0
Undervotes	51		0	25	26
Contest Totals	150		0	86	64

REP Dist Judge, 25th Judicial Dist

Vote For 1

	TOTAL	VOTE %	Absentee	Early Voting	Election Day
Bill Old	107	100.00%	0	67	40
Total Votes Cast	107	100.00%	0	67	40
Overvotes	0		0	0	0
Undervotes	43		0	19	24
Contest Totals	150		0	86	64

Summary Results Report

JOINT Primary

March 05, 2024

OFFICIAL RESULTS

Colorado County

401 - Alleyton/Altair

REP Dist Judge, 2nd 25th Judicial Dist

Vote For 1

	TOTAL	VOTE %	Absentee	Early Voting	Election Day
Jessica Richard Crawford	101	100.00%	0	61	40
Total Votes Cast	101	100.00%	0	61	40
Overvotes	0		0	0	0
Undervotes	49		0	25	24
Contest Totals	150		0	86	64

REP County Attorney

Vote For 1

	TOTAL	VOTE %	Absentee	Early Voting	Election Day
Jay Johannes	111	100.00%	0	67	44
Total Votes Cast	111	100.00%	0	67	44
Overvotes	0		0	0	0
Undervotes	39		0	19	20
Contest Totals	150		0	86	64

REP Sheriff

Vote For 1

	TOTAL	VOTE %	Absentee	Early Voting	Election Day
Justin Lindemann	87	58.78%	0	52	35
"Wendy" Alley	61	41.22%	0	34	27
Total Votes Cast	148	100.00%	0	86	62
Overvotes	0		0	0	0
Undervotes	2		0	0	2
Contest Totals	150		0	86	64

REP County Tax Assessor-Collector

Vote For 1

	TOTAL	VOTE %	Absentee	Early Voting	Election Day
Erica Kollaja	57	40.43%	0	39	18
Melinda A. Zajicek	60	42.55%	0	28	32
Bruce Besch	24	17.02%	0	16	8
Total Votes Cast	141	100.00%	0	83	58
Overvotes	0		0	0	0
Undervotes	9		0	3	6
Contest Totals	150		0	86	64

Summary Results Report

JOINT Primary

March 05, 2024

OFFICIAL RESULTS

Colorado County

401 - Alleyton/Altair

REP Constable Pct 4

Vote For 1

	TOTAL	VOTE %	Absentee	Early Voting	Election Day
Adrian Flores	30	22.22%	0	17	13
Darrell Stancik	105	77.78%	0	63	42
Total Votes Cast	135	100.00%	0	80	55
Overvotes	0		0	0	0
Undervotes	15		0	6	9
Contest Totals	150		0	86	64

REP County Chair

Vote For 1

	TOTAL	VOTE %	Absentee	Early Voting	Election Day
Tom Kelley	115	100.00%	0	69	46
Total Votes Cast	115	100.00%	0	69	46
Overvotes	0		0	0	0
Undervotes	35		0	17	18
Contest Totals	150		0	86	64

REP Proposition 1

Vote For 1

	TOTAL	VOTE %	Absentee	Early Voting	Election Day
YES	118	83.10%	0	67	51
NO	24	16.90%	0	14	10
Total Votes Cast	142	100.00%	0	81	61
Overvotes	0		0	0	0
Undervotes	8		0	5	3
Contest Totals	150		0	86	64

REP Proposition 2

Vote For 1

	TOTAL	VOTE %	Absentee	Early Voting	Election Day
YES	134	91.78%	0	79	55
NO	12	8.22%	0	5	7
Total Votes Cast	146	100.00%	0	84	62
Overvotes	0		0	0	0
Undervotes	4		0	2	2
Contest Totals	150		0	86	64

Summary Results Report

OFFICIAL RESULTS

JOINT Primary

Colorado County

March 05, 2024

401 - Alleyton/Altair

REP Proposition 3

Vote For 1

	TOTAL	VOTE %	Absentee	Early Voting	Election Day
YES	130	90.28%	0	75	55
NO	14	9.72%	0	8	6
Total Votes Cast	144	100.00%	0	83	61
Overvotes	0		0	0	0
Undervotes	6		0	3	3
Contest Totals	150		0	86	64

REP Proposition 4

Vote For 1

	TOTAL	VOTE %	Absentee	Early Voting	Election Day
YES	123	84.83%	0	73	50
NO	22	15.17%	0	11	11
Total Votes Cast	145	100.00%	0	84	61
Overvotes	0		0	0	0
Undervotes	5		0	2	3
Contest Totals	150		0	86	64

REP Proposition 5

Vote For 1

	TOTAL	VOTE %	Absentee	Early Voting	Election Day
YES	127	87.59%	0	75	52
NO	18	12.41%	0	10	8
Total Votes Cast	145	100.00%	0	85	60
Overvotes	0		0	0	0
Undervotes	5		0	1	4
Contest Totals	150		0	86	64

REP Proposition 6

Vote For 1

	TOTAL	VOTE %	Absentee	Early Voting	Election Day
YES	117	80.69%	0	65	52
NO	28	19.31%	0	18	10
Total Votes Cast	145	100.00%	0	83	62
Overvotes	0		0	0	0
Undervotes	5		0	3	2
Contest Totals	150		0	86	64

Summary Results Report

JOINT Primary

March 05, 2024

OFFICIAL RESULTS

Colorado County

401 - Alleyton/Altair

REP Proposition 7

Vote For 1

	TOTAL	VOTE %	Absentee	Early Voting	Election Day
YES	95	73.08%	0	54	41
NO	35	26.92%	0	23	12
Total Votes Cast	130	100.00%	0	77	53
Overvotes	0		0	0	0
Undervotes	20		0	9	11
Contest Totals	150		0	86	64

REP Proposition 8

Vote For 1

	TOTAL	VOTE %	Absentee	Early Voting	Election Day
YES	136	93.79%	0	77	59
NO	9	6.21%	0	6	3
Total Votes Cast	145	100.00%	0	83	62
Overvotes	0		0	0	0
Undervotes	5		0	3	2
Contest Totals	150		0	86	64

REP Proposition 9

Vote For 1

	TOTAL	VOTE %	Absentee	Early Voting	Election Day
YES	95	67.86%	0	56	39
NO	45	32.14%	0	25	20
Total Votes Cast	140	100.00%	0	81	59
Overvotes	0		0	0	0
Undervotes	10		0	5	5
Contest Totals	150		0	86	64

REP Proposition 10

Vote For 1

	TOTAL	VOTE %	Absentee	Early Voting	Election Day
YES	134	93.71%	0	78	56
NO	9	6.29%	0	5	4
Total Votes Cast	143	100.00%	0	83	60
Overvotes	0		0	0	0
Undervotes	7		0	3	4
Contest Totals	150		0	86	64

Summary Results Report

OFFICIAL RESULTS

JOINT Primary

Colorado County

March 05, 2024

401 - Alleyton/Altair

REP Proposition 11

Vote For 1

	TOTAL	VOTE %	Absentee	Early Voting	Election Day
YES	129	90.85%	0	74	55
NO	13	9.15%	0	7	6
Total Votes Cast	142	100.00%	0	81	61
Overvotes	0		0	0	0
Undervotes	8		0	5	3
Contest Totals	150		0	86	64

REP Proposition 12

Vote For 1

	TOTAL	VOTE %	Absentee	Early Voting	Election Day
YES	138	95.83%	0	81	57
NO	6	4.17%	0	2	4
Total Votes Cast	144	100.00%	0	83	61
Overvotes	0		0	0	0
Undervotes	6		0	3	3
Contest Totals	150		0	86	64

REP Proposition 13

Vote For 1

	TOTAL	VOTE %	Absentee	Early Voting	Election Day
YES	140	97.22%	0	80	60
NO	4	2.78%	0	3	1
Total Votes Cast	144	100.00%	0	83	61
Overvotes	0		0	0	0
Undervotes	6		0	3	3
Contest Totals	150		0	86	64

DEM President

Vote For 1

	TOTAL	VOTE %	Absentee	Early Voting	Election Day
Star Locke	0	0.00%	0	0	0
Cenk Uygur	1	6.25%	0	1	0
Dean Phillips	0	0.00%	0	0	0
Frankie Lozada	0	0.00%	0	0	0
Armando "Mando" Perez-Serrato	0	0.00%	0	0	0
Gabriel A. Cornejo	0	0.00%	0	0	0
Marianne Williamson	0	0.00%	0	0	0
Joseph R. Biden Jr.	15	93.75%	2	6	7
Total Votes Cast	16	100.00%	2	7	7
Overvotes	0		0	0	0
Undervotes	2		0	1	1
Contest Totals	18		2	8	8

Summary Results Report

OFFICIAL RESULTS

JOINT Primary

March 05, 2024

Colorado County

401 - Alleyton/Altair

DEM US Senator

Vote For 1

	TOTAL	VOTE %	Absentee	Early Voting	Election Day
Poland Gutierrez	1	5.88%	0	0	1
Meri Gomez	1	5.88%	0	1	0
Thierry Tchenko	0	0.00%	0	0	0
"Robert" Hassan	0	0.00%	0	0	0
Colin Allred	12	70.59%	2	6	4
Steven J. Keough	1	5.88%	0	0	1
Mark Gonzalez	1	5.88%	0	0	1
Carl Oscar Sherman	0	0.00%	0	0	0
Heli Rodriguez Prilliman	1	5.88%	0	0	1
Total Votes Cast	17	100.00%	2	7	8
Overvotes	0		0	0	0
Undervotes	1		0	1	0
Contest Totals	18		2	8	8

DEM US Representative, Dist 10

Vote For 1

	TOTAL	VOTE %	Absentee	Early Voting	Election Day
Theresa Boisseau	8	72.73%	1	5	2
Keith McPhail	3	27.27%	1	0	2
Total Votes Cast	11	100.00%	2	5	4
Overvotes	0		0	0	0
Undervotes	7		0	3	4
Contest Totals	18		2	8	8

DEM Railroad Commissioner

Vote For 1

	TOTAL	VOTE %	Absentee	Early Voting	Election Day
Katherine Culbert	10	71.43%	1	6	3
Bill Burch	4	28.57%	1	0	3
Total Votes Cast	14	100.00%	2	6	6
Overvotes	0		0	0	0
Undervotes	4		0	2	2
Contest Totals	18		2	8	8

DEM Justice, Supreme Court, PI 2

Vote For 1

	TOTAL	VOTE %	Absentee	Early Voting	Election Day
DaSean Jones	10	83.33%	1	4	5
Randy Sarosdy	2	16.67%	1	1	0
Total Votes Cast	12	100.00%	2	5	5
Overvotes	0		0	0	0
Undervotes	6		0	3	3
Contest Totals	18		2	8	8

Summary Results Report

OFFICIAL RESULTS

JOINT Primary

Colorado County

March 05, 2024

401 - Alleyton/Altair

DEM Justice, Supreme Court, PI 4

Vote For 1

	TOTAL	VOTE %	Absentee	Early Voting	Election Day
Christine Vinh Weems	13	100.00%	2	5	6
Total Votes Cast	13	100.00%	2	5	6
Overvotes	0		0	0	0
Undervotes	5		0	3	2
Contest Totals	18		2	8	8

DEM Justice, Supreme Court, PI 6

Vote For 1

	TOTAL	VOTE %	Absentee	Early Voting	Election Day
Bonnie Lee Goldstein	10	83.33%	2	5	3
Joe Pool	2	16.67%	0	0	2
Total Votes Cast	12	100.00%	2	5	5
Overvotes	0		0	0	0
Undervotes	6		0	3	3
Contest Totals	18		2	8	8

DEM Presiding Judge, Ct of Crim App

Vote For 1

	TOTAL	VOTE %	Absentee	Early Voting	Election Day
Holly Taylor	13	100.00%	2	5	6
Total Votes Cast	13	100.00%	2	5	6
Overvotes	0		0	0	0
Undervotes	5		0	3	2
Contest Totals	18		2	8	8

DEM Judge, Ct of Crim App, PI 7

Vote For 1

	TOTAL	VOTE %	Absentee	Early Voting	Election Day
Nancy Mulder	12	100.00%	2	5	5
Total Votes Cast	12	100.00%	2	5	5
Overvotes	0		0	0	0
Undervotes	6		0	3	3
Contest Totals	18		2	8	8

DEM Judge, Ct of Crim App, PI 8

Vote For 1

	TOTAL	VOTE %	Absentee	Early Voting	Election Day
Chika Anyiam	11	100.00%	2	5	4
Total Votes Cast	11	100.00%	2	5	4
Overvotes	0		0	0	0
Undervotes	7		0	3	4
Contest Totals	18		2	8	8

Summary Results Report

OFFICIAL RESULTS

JOINT Primary

March 05, 2024

Colorado County

401 - Alleyton/Altair

DEM Member, State BoE, Dist 10

Vote For 1

	TOTAL	VOTE %	Absentee	Early Voting	Election Day
Raquel Saenz Ortiz	10	66.67%	1	7	2
DC Caldwell I	5	33.33%	1	0	4
Total Votes Cast	15	100.00%	2	7	6
Overvotes	0		0	0	0
Undervotes	3		0	1	2
Contest Totals	18		2	8	8

DEM State Senator, Dist 17

Vote For 1

	TOTAL	VOTE %	Absentee	Early Voting	Election Day
Kathy Cheng	12	100.00%	2	6	4
Total Votes Cast	12	100.00%	2	6	4
Overvotes	0		0	0	0
Undervotes	6		0	2	4
Contest Totals	18		2	8	8

DEM Justice, 1st Ct of App Dist, PI 2

Vote For 1

	TOTAL	VOTE %	Absentee	Early Voting	Election Day
Brendetta Scott	14	87.50%	2	7	5
Gordon Goodman	2	12.50%	0	1	1
Total Votes Cast	16	100.00%	2	8	6
Overvotes	0		0	0	0
Undervotes	2		0	0	2
Contest Totals	18		2	8	8

DEM Justice, 1st Ct of App Dist, PI 6

Vote For 1

	TOTAL	VOTE %	Absentee	Early Voting	Election Day
Sarah Beth Landau	12	100.00%	2	6	4
Total Votes Cast	12	100.00%	2	6	4
Overvotes	0		0	0	0
Undervotes	6		0	2	4
Contest Totals	18		2	8	8

DEM Justice, 1st Ct of App Dist, PI 7

Vote For 1

	TOTAL	VOTE %	Absentee	Early Voting	Election Day
Julie Countiss	12	100.00%	2	5	5
Total Votes Cast	12	100.00%	2	5	5
Overvotes	0		0	0	0
Undervotes	6		0	3	3
Contest Totals	18		2	8	8

Summary Results Report

JOINT Primary
March 05, 2024

OFFICIAL RESULTS

Colorado County

401 - Alleyton/Altair

DEM Justice, 1st Ct of App Dist, PI 8

Vote For 1

	TOTAL	VOTE %	Absentee	Early Voting	Election Day
Richard Hightower	7	53.85%	1	3	3
Sidra "Sissy" Kyles	6	46.15%	1	3	2
Total Votes Cast	13	100.00%	2	6	5
Overvotes	0		0	0	0
Undervotes	5		0	2	3
Contest Totals	18		2	8	8

DEM Justice, 1st Ct of App Dist, PI 9

Vote For 1

	TOTAL	VOTE %	Absentee	Early Voting	Election Day
Peter Kelly	6	40.00%	0	3	3
Amber Boyd-Cora	9	60.00%	2	4	3
Total Votes Cast	15	100.00%	2	7	6
Overvotes	0		0	0	0
Undervotes	3		0	1	2
Contest Totals	18		2	8	8

DEM Justice, 14th Ct of App Dist, PI 3

Vote For 1

	TOTAL	VOTE %	Absentee	Early Voting	Election Day
Velda Renita Faulkner	6	42.86%	1	4	1
Mark Ritchie	2	14.29%	0	0	2
Chuck Silverman	2	14.29%	0	2	0
Jerry Zimmerer	4	28.57%	1	0	3
Total Votes Cast	14	100.00%	2	6	6
Overvotes	0		0	0	0
Undervotes	4		0	2	2
Contest Totals	18		2	8	8

DEM Justice, 14th Ct of App Dist, PI 4

Vote For 1

	TOTAL	VOTE %	Absentee	Early Voting	Election Day
Charles Spain	9	64.29%	2	5	2
Derek Obialo	5	35.71%	0	2	3
Total Votes Cast	14	100.00%	2	7	5
Overvotes	0		0	0	0
Undervotes	4		0	1	3
Contest Totals	18		2	8	8

Summary Results Report

OFFICIAL RESULTS

JOINT Primary

March 05, 2024

Colorado County

401 - Alleyton/Altair

DEM Justice, 14th Ct of App Dist, PI 5

Vote For 1

	TOTAL	VOTE %	Absentee	Early Voting	Election Day
Frances Bourliot	12	100.00%	2	5	5
Total Votes Cast	12	100.00%	2	5	5
Overvotes	0		0	0	0
Undervotes	6		0	3	3
Contest Totals	18		2	8	8

DEM Justice, 14th Ct of App Dist, PI 6

Vote For 1

	TOTAL	VOTE %	Absentee	Early Voting	Election Day
Meagan Hassan	9	64.29%	2	4	3
Sara Padua Cordua	5	35.71%	0	3	2
Total Votes Cast	14	100.00%	2	7	5
Overvotes	0		0	0	0
Undervotes	4		0	1	3
Contest Totals	18		2	8	8

DEM Justice, 14th Ct of App Dist, PI 8

Vote For 1

	TOTAL	VOTE %	Absentee	Early Voting	Election Day
Margaret "Meg" Poissant	12	100.00%	2	5	5
Total Votes Cast	12	100.00%	2	5	5
Overvotes	0		0	0	0
Undervotes	6		0	3	3
Contest Totals	18		2	8	8

DEM County Chair

Vote For 1

	TOTAL	VOTE %	Absentee	Early Voting	Election Day
Wayne Lefferd	14	100.00%	2	6	6
Total Votes Cast	14	100.00%	2	6	6
Overvotes	0		0	0	0
Undervotes	4		0	2	2
Contest Totals	18		2	8	8

Summary Results Report

JOINT Primary

March 05, 2024

OFFICIAL RESULTS

Colorado County

402 - Eagle Lake

Statistics

	TOTAL	Absentee	Early Voting	Election Day
Registered Voters - Total	2,627			
Registered Voters - Republican Party	0			
Registered Voters - Democratic Party	0			
Registered Voters - NONPARTISAN	2,627			
Ballots Cast - Total	660	19	339	302
Ballots Cast - Republican Party	575	10	309	256
Ballots Cast - Democratic Party	85	9	30	46
Ballots Cast - NONPARTISAN	0	0	0	0
Ballots Cast - Blank	0	0	0	0
Voter Turnout - Total	25.12%			
Voter Turnout - Republican Party	0.00%			
Voter Turnout - Democratic Party	0.00%			
Voter Turnout - NONPARTISAN	0.00%			

REP President

Vote For 1

	TOTAL	VOTE %	Absentee	Early Voting	Election Day
Nikki Haley	64	11.74%	0	31	33
Nivek Ramaswamy	1	0.18%	0	1	0
David Stuckenberg	0	0.00%	0	0	0
Ron DeSantis	2	0.37%	1	1	0
Chris Christie	4	0.73%	0	3	1
Ryan L. Binkley	1	0.18%	0	0	1
Donald J. Trump	452	82.94%	9	251	192
Asa Hutchinson	0	0.00%	0	0	0
Uncommitted	21	3.85%	0	12	9
Total Votes Cast	545	100.00%	10	299	236
Overvotes	0		0	0	0
Undervotes	30		0	10	20
Contest Totals	575		10	309	256

REP US Senator

Vote For 1

	TOTAL	VOTE %	Absentee	Early Voting	Election Day
Ted Cruz	454	88.67%	8	249	197
R E (Rufus) Lopez	35	6.84%	0	18	17
Holland "Redd" Gibson	23	4.49%	1	13	9
Total Votes Cast	512	100.00%	9	280	223
Overvotes	0		0	0	0
Undervotes	63		1	29	33
Contest Totals	575		10	309	256

Summary Results Report

OFFICIAL RESULTS

JOINT Primary
March 05, 2024

Colorado County

402 - Eagle Lake

REP US Representative, Dist 10

Vote For 1

	TOTAL	VOTE %	Absentee	Early Voting	Election Day
Michael T. McCaul	350	78.30%	8	198	144
Jared B. Lovelace	97	21.70%	1	54	42
Total Votes Cast	447	100.00%	9	252	186
Overvotes	0		0	0	0
Undervotes	128		1	57	70
Contest Totals	575		10	309	256

REP Railroad Commissioner

Vote For 1

	TOTAL	VOTE %	Absentee	Early Voting	Election Day
James "Jim" Matlock	198	47.14%	1	113	84
Corey Howell	21	5.00%	0	9	12
Petra Reyes	25	5.95%	0	18	7
Christie Clark	35	8.33%	1	16	18
Christi Craddick	141	33.57%	7	75	59
Total Votes Cast	420	100.00%	9	231	180
Overvotes	0		0	0	0
Undervotes	155		1	78	76
Contest Totals	575		10	309	256

REP Justice, Supreme Court, PI 2

Vote For 1

	TOTAL	VOTE %	Absentee	Early Voting	Election Day
Jimmy Blacklock	350	100.00%	8	185	157
Total Votes Cast	350	100.00%	8	185	157
Overvotes	0		0	0	0
Undervotes	225		2	124	99
Contest Totals	575		10	309	256

REP Justice, Supreme Court, PI 4

Vote For 1

	TOTAL	VOTE %	Absentee	Early Voting	Election Day
Brian Walker	249	67.66%	6	142	101
John Devine	119	32.34%	1	54	64
Total Votes Cast	368	100.00%	7	196	165
Overvotes	0		0	0	0
Undervotes	207		3	113	91
Contest Totals	575		10	309	256

Summary Results Report

JOINT Primary

March 05, 2024

OFFICIAL RESULTS

Colorado County

402 - Eagle Lake

REP Justice, Supreme Court, PI 6

Vote For 1

	TOTAL	VOTE %	Absentee	Early Voting	Election Day
Jane Bland	342	100.00%	7	181	154
Total Votes Cast	342	100.00%	7	181	154
Overvotes	0		0	0	0
Undervotes	233		3	128	102
Contest Totals	575		10	309	256

REP Presiding Judge, Ct of Crim App

Vote For 1

	TOTAL	VOTE %	Absentee	Early Voting	Election Day
Sharon Keller	204	53.54%	2	109	93
David J. Schenck	177	46.46%	5	96	76
Total Votes Cast	381	100.00%	7	205	169
Overvotes	0		0	0	0
Undervotes	194		3	104	87
Contest Totals	575		10	309	256

REP Judge, Ct of Crim App, PI 7

Vote For 1

	TOTAL	VOTE %	Absentee	Early Voting	Election Day
Gina Parker	239	63.56%	3	134	102
Barbara Parker Hervey	137	36.44%	4	66	67
Total Votes Cast	376	100.00%	7	200	169
Overvotes	0		0	0	0
Undervotes	199		3	109	87
Contest Totals	575		10	309	256

REP Judge, Ct of Crim App, PI 8

Vote For 1

	TOTAL	VOTE %	Absentee	Early Voting	Election Day
Lee Finley	185	49.47%	4	103	78
Michelle Slaughter	189	50.53%	4	96	89
Total Votes Cast	374	100.00%	8	199	167
Overvotes	0		0	0	0
Undervotes	201		2	110	89
Contest Totals	575		10	309	256

Summary Results Report

OFFICIAL RESULTS

JOINT Primary

Colorado County

March 05, 2024

402 - Eagle Lake

REP Member, State BoE, Dist 10

Vote For 1

	TOTAL	VOTE %	Absentee	Early Voting	Election Day
DC" Caldwell I	86	22.99%	1	43	42
Mary Bone	161	43.05%	3	86	72
Tom Maynard	127	33.96%	6	73	48
Total Votes Cast	374	100.00%	10	202	162
Overvotes	0		0	0	0
Undervotes	201		0	107	94
Contest Totals	575		10	309	256

REP State Senator, Dist 17

Vote For 1

	TOTAL	VOTE %	Absentee	Early Voting	Election Day
Joan Huffman	359	100.00%	8	189	162
Total Votes Cast	359	100.00%	8	189	162
Overvotes	0		0	0	0
Undervotes	216		2	120	94
Contest Totals	575		10	309	256

REP State Representative, Dist 85

Vote For 1

	TOTAL	VOTE %	Absentee	Early Voting	Election Day
Stan Kitzman	233	50.76%	7	118	108
Tim Greeson	226	49.24%	3	131	92
Total Votes Cast	459	100.00%	10	249	200
Overvotes	0		0	0	0
Undervotes	116		0	60	56
Contest Totals	575		10	309	256

REP Justice, 1st Ct of App Dist PI 2

Vote For 1

	TOTAL	VOTE %	Absentee	Early Voting	Election Day
Jennifer Caughey	349	100.00%	8	185	156
Total Votes Cast	349	100.00%	8	185	156
Overvotes	0		0	0	0
Undervotes	226		2	124	100
Contest Totals	575		10	309	256

Summary Results Report

OFFICIAL RESULTS

JOINT Primary

March 05, 2024

Colorado County

402 - Eagle Lake

REP Justice, 1st Ct of App Dist, PI 6

Vote For 1

	TOTAL	VOTE %	Absentee	Early Voting	Election Day
Andrew Johnson	353	100.00%	8	187	158
Total Votes Cast	353	100.00%	8	187	158
Overvotes	0		0	0	0
Undervotes	222		2	122	98
Contest Totals	575		10	309	256

REP Justice, 1st Ct of App Dist, PI 7

Vote For 1

	TOTAL	VOTE %	Absentee	Early Voting	Election Day
Clint Morgan	342	100.00%	7	179	156
Total Votes Cast	342	100.00%	7	179	156
Overvotes	0		0	0	0
Undervotes	233		3	130	100
Contest Totals	575		10	309	256

REP Justice, 1st Ct of App Dist, PI 8

Vote For 1

	TOTAL	VOTE %	Absentee	Early Voting	Election Day
Kristin M. Guiney	339	100.00%	7	180	152
Total Votes Cast	339	100.00%	7	180	152
Overvotes	0		0	0	0
Undervotes	236		3	129	104
Contest Totals	575		10	309	256

REP Justice, 1st Ct of App Dist, PI 9

Vote For 1

	TOTAL	VOTE %	Absentee	Early Voting	Election Day
Susanna Dokupil	342	100.00%	7	183	152
Total Votes Cast	342	100.00%	7	183	152
Overvotes	0		0	0	0
Undervotes	233		3	126	104
Contest Totals	575		10	309	256

REP Justice, 14th Ct of App Dist, PI 3

Vote For 1

	TOTAL	VOTE %	Absentee	Early Voting	Election Day
Chad Bridges	338	100.00%	7	180	151
Total Votes Cast	338	100.00%	7	180	151
Overvotes	0		0	0	0
Undervotes	237		3	129	105
Contest Totals	575		10	309	256

Summary Results Report

OFFICIAL RESULTS

JOINT Primary
March 05, 2024

Colorado County

402 - Eagle Lake

REP Justice, 14th Ct of App Dist, PI 4

Vote For 1

	TOTAL	VOTE %	Absentee	Early Voting	Election Day
Monya McLaughlin	205	56.01%	3	114	88
Steve Rogers	161	43.99%	5	79	77
Total Votes Cast	366	100.00%	8	193	165
Overvotes	0		0	0	0
Undervotes	209		2	116	91
Contest Totals	575		10	309	256

REP Justice, 14th Ct of App Dist, PI 5

Vote For 1

	TOTAL	VOTE %	Absentee	Early Voting	Election Day
Maritza Michele Antu	331	100.00%	5	176	150
Total Votes Cast	331	100.00%	5	176	150
Overvotes	0		0	0	0
Undervotes	244		5	133	106
Contest Totals	575		10	309	256

REP Justice, 14th Ct of App Dist, PI 6

Vote For 1

	TOTAL	VOTE %	Absentee	Early Voting	Election Day
Katy Boatman	343	100.00%	7	182	154
Total Votes Cast	343	100.00%	7	182	154
Overvotes	0		0	0	0
Undervotes	232		3	127	102
Contest Totals	575		10	309	256

REP Justice, 14th Ct of App Dist, PI 8

Vote For 1

	TOTAL	VOTE %	Absentee	Early Voting	Election Day
Brad Hart	339	100.00%	7	179	153
Total Votes Cast	339	100.00%	7	179	153
Overvotes	0		0	0	0
Undervotes	236		3	130	103
Contest Totals	575		10	309	256

REP Dist Judge, 25th Judicial Dist

Vote For 1

	TOTAL	VOTE %	Absentee	Early Voting	Election Day
Bill Old	366	100.00%	7	196	163
Total Votes Cast	366	100.00%	7	196	163
Overvotes	0		0	0	0
Undervotes	209		3	113	93
Contest Totals	575		10	309	256

Summary Results Report

JOINT Primary

March 05, 2024

OFFICIAL RESULTS

Colorado County

402 - Eagle Lake

REP Dist Judge, 2nd 25th Judicial Dist

Vote For 1

	TOTAL	VOTE %	Absentee	Early Voting	Election Day
Jessica Richard Crawford	347	100.00%	7	180	160
Total Votes Cast	347	100.00%	7	180	160
Overvotes	0		0	0	0
Undervotes	228		3	129	96
Contest Totals	575		10	309	256

REP County Attorney

Vote For 1

	TOTAL	VOTE %	Absentee	Early Voting	Election Day
Ray Johannes	384	100.00%	6	200	178
Total Votes Cast	384	100.00%	6	200	178
Overvotes	0		0	0	0
Undervotes	191		4	109	78
Contest Totals	575		10	309	256

REP Sheriff

Vote For 1

	TOTAL	VOTE %	Absentee	Early Voting	Election Day
Justin Lindemann	395	69.79%	6	223	166
Wendy Alley	171	30.21%	4	81	86
Total Votes Cast	566	100.00%	10	304	252
Overvotes	0		0	0	0
Undervotes	9		0	5	4
Contest Totals	575		10	309	256

REP County Tax Assessor-Collector

Vote For 1

	TOTAL	VOTE %	Absentee	Early Voting	Election Day
Erica Kollaja	177	34.91%	4	99	74
Melinda A. Zajicek	234	46.15%	2	133	99
Bruce Besch	96	18.93%	2	41	53
Total Votes Cast	507	100.00%	8	273	226
Overvotes	0		0	0	0
Undervotes	68		2	36	30
Contest Totals	575		10	309	256

Summary Results Report

OFFICIAL RESULTS

JOINT Primary
March 05, 2024

Colorado County

402 - Eagle Lake

REP Constable Pct 4

Vote For 1

	TOTAL	VOTE %	Absentee	Early Voting	Election Day
Adrian Flores	105	19.41%	3	62	40
Darrell Stancik	436	80.59%	7	230	199
Total Votes Cast	541	100.00%	10	292	239
Overvotes	0		0	0	0
Undervotes	34		0	17	17
Contest Totals	575		10	309	256

REP County Chair

Vote For 1

	TOTAL	VOTE %	Absentee	Early Voting	Election Day
Tom Kelley	471	100.00%	7	253	211
Total Votes Cast	471	100.00%	7	253	211
Overvotes	0		0	0	0
Undervotes	104		3	56	45
Contest Totals	575		10	309	256

REP Proposition 1

Vote For 1

	TOTAL	VOTE %	Absentee	Early Voting	Election Day
YES	454	85.98%	10	248	196
NO	74	14.02%	0	40	34
Total Votes Cast	528	100.00%	10	288	230
Overvotes	0		0	0	0
Undervotes	47		0	21	26
Contest Totals	575		10	309	256

REP Proposition 2

Vote For 1

	TOTAL	VOTE %	Absentee	Early Voting	Election Day
YES	485	91.51%	9	268	208
NO	45	8.49%	1	21	23
Total Votes Cast	530	100.00%	10	289	231
Overvotes	0		0	0	0
Undervotes	45		0	20	25
Contest Totals	575		10	309	256

Summary Results Report

JOINT Primary

March 05, 2024

OFFICIAL RESULTS

Colorado County

402 - Eagle Lake

REP Proposition 3

Vote For 1

	TOTAL	VOTE %	Absentee	Early Voting	Election Day
YES	465	88.57%	7	248	210
NO	60	11.43%	3	36	21
Total Votes Cast	525	100.00%	10	284	231
Overvotes	0		0	0	0
Undervotes	50		0	25	25
Contest Totals	575		10	309	256

REP Proposition 4

Vote For 1

	TOTAL	VOTE %	Absentee	Early Voting	Election Day
YES	430	82.38%	10	232	188
NO	92	17.62%	0	50	42
Total Votes Cast	522	100.00%	10	282	230
Overvotes	0		0	0	0
Undervotes	53		0	27	26
Contest Totals	575		10	309	256

REP Proposition 5

Vote For 1

	TOTAL	VOTE %	Absentee	Early Voting	Election Day
YES	423	82.62%	9	238	176
NO	89	17.38%	1	43	45
Total Votes Cast	512	100.00%	10	281	221
Overvotes	1		0	0	1
Undervotes	62		0	28	34
Contest Totals	575		10	309	256

REP Proposition 6

Vote For 1

	TOTAL	VOTE %	Absentee	Early Voting	Election Day
YES	447	87.30%	6	248	193
NO	65	12.70%	4	34	27
Total Votes Cast	512	100.00%	10	282	220
Overvotes	0		0	0	0
Undervotes	63		0	27	36
Contest Totals	575		10	309	256

Summary Results Report

JOINT Primary

March 05, 2024

OFFICIAL RESULTS

Colorado County

402 - Eagle Lake

REP Proposition 7

Vote For 1

	TOTAL	VOTE %	Absentee	Early Voting	Election Day
YES	366	76.73%	4	210	152
NO	111	23.27%	6	53	52
Total Votes Cast	477	100.00%	10	263	204
Overvotes	0		0	0	0
Undervotes	98		0	46	52
Contest Totals	575		10	309	256

REP Proposition 8

Vote For 1

	TOTAL	VOTE %	Absentee	Early Voting	Election Day
YES	478	92.10%	9	265	204
NO	41	7.90%	1	21	19
Total Votes Cast	519	100.00%	10	286	223
Overvotes	0		0	0	0
Undervotes	56		0	23	33
Contest Totals	575		10	309	256

REP Proposition 9

Vote For 1

	TOTAL	VOTE %	Absentee	Early Voting	Election Day
YES	334	66.40%	5	193	136
NO	169	33.60%	5	81	83
Total Votes Cast	503	100.00%	10	274	219
Overvotes	1		0	0	1
Undervotes	71		0	35	36
Contest Totals	575		10	309	256

REP Proposition 10

Vote For 1

	TOTAL	VOTE %	Absentee	Early Voting	Election Day
YES	455	90.82%	8	254	193
NO	46	9.18%	0	25	21
Total Votes Cast	501	100.00%	8	279	214
Overvotes	0		0	0	0
Undervotes	74		2	30	42
Contest Totals	575		10	309	256

Summary Results Report

OFFICIAL RESULTS

JOINT Primary
March 05, 2024

Colorado County

402 - Eagle Lake

REP Proposition 11

Vote For 1

	TOTAL	VOTE %	Absentee	Early Voting	Election Day
YES	413	79.58%	6	229	178
NO	106	20.42%	2	57	47
Total Votes Cast	519	100.00%	8	286	225
Overvotes	0		0	0	0
Undervotes	56		2	23	31
Contest Totals	575		10	309	256

REP Proposition 12

Vote For 1

	TOTAL	VOTE %	Absentee	Early Voting	Election Day
YES	502	94.72%	10	273	219
NO	28	5.28%	0	19	9
Total Votes Cast	530	100.00%	10	292	228
Overvotes	0		0	0	0
Undervotes	45		0	17	28
Contest Totals	575		10	309	256

REP Proposition 13

Vote For 1

	TOTAL	VOTE %	Absentee	Early Voting	Election Day
YES	506	95.83%	10	281	215
NO	22	4.17%	0	11	11
Total Votes Cast	528	100.00%	10	292	226
Overvotes	0		0	0	0
Undervotes	47		0	17	30
Contest Totals	575		10	309	256

DEM President

Vote For 1

	TOTAL	VOTE %	Absentee	Early Voting	Election Day
Star Locke	0	0.00%	0	0	0
Cenk Uygur	0	0.00%	0	0	0
Dean Phillips	3	3.75%	0	2	1
Frankie Lozada	1	1.25%	0	0	1
Armando "Mando" Perez-Serrato	4	5.00%	1	2	1
Gabriel A. Cornejo	5	6.25%	0	1	4
Marianne Williamson	2	2.50%	1	0	1
Joseph R. Biden Jr.	65	81.25%	7	24	34
Total Votes Cast	80	100.00%	9	29	42
Overvotes	0		0	0	0
Undervotes	5		0	1	4
Contest Totals	85		9	30	46

Summary Results Report

OFFICIAL RESULTS

JOINT Primary
March 05, 2024

Colorado County

402 - Eagle Lake

DEM US Senator

Vote For 1

	TOTAL	VOTE %	Absentee	Early Voting	Election Day
Poland Gutierrez	12	15.19%	2	6	4
Meri Gomez	3	3.80%	1	0	2
Thierry Tchenko	1	1.27%	0	0	1
W. "Robert" Hassan	2	2.53%	0	0	2
Colin Allred	45	56.96%	6	17	22
Steven J. Keough	2	2.53%	0	1	1
Mark Gonzalez	8	10.13%	0	3	5
Carl Oscar Sherman	3	3.80%	0	0	3
Heli Rodriguez Prilliman	3	3.80%	0	1	2
Total Votes Cast	79	100.00%	9	28	42
Overvotes	1		0	0	1
Undervotes	5		0	2	3
Contest Totals	85		9	30	46

DEM US Representative, Dist 10

Vote For 1

	TOTAL	VOTE %	Absentee	Early Voting	Election Day
Theresa Boisseau	48	69.57%	6	16	26
Keith McPhail	21	30.43%	3	6	12
Total Votes Cast	69	100.00%	9	22	38
Overvotes	0		0	0	0
Undervotes	16		0	8	8
Contest Totals	85		9	30	46

DEM Railroad Commissioner

Vote For 1

	TOTAL	VOTE %	Absentee	Early Voting	Election Day
Katherine Culbert	62	82.67%	8	22	32
Bill Burch	13	17.33%	1	2	10
Total Votes Cast	75	100.00%	9	24	42
Overvotes	0		0	0	0
Undervotes	10		0	6	4
Contest Totals	85		9	30	46

DEM Justice, Supreme Court, PI 2

Vote For 1

	TOTAL	VOTE %	Absentee	Early Voting	Election Day
DaSean Jones	54	78.26%	9	18	27
Randy Sarosdy	15	21.74%	0	4	11
Total Votes Cast	69	100.00%	9	22	38
Overvotes	0		0	0	0
Undervotes	16		0	8	8
Contest Totals	85		9	30	46

Summary Results Report

OFFICIAL RESULTS

JOINT Primary

March 05, 2024

Colorado County

402 - Eagle Lake

DEM Justice, Supreme Court, PI 4

Vote For 1

	TOTAL	VOTE %	Absentee	Early Voting	Election Day
Christine Vinh Weems	69	100.00%	7	24	38
Total Votes Cast	69	100.00%	7	24	38
Overvotes	0		0	0	0
Undervotes	16		2	6	8
Contest Totals	85		9	30	46

DEM Justice, Supreme Court, PI 6

Vote For 1

	TOTAL	VOTE %	Absentee	Early Voting	Election Day
Bonnie Lee Goldstein	59	78.67%	6	17	36
Joe Pool	16	21.33%	3	7	6
Total Votes Cast	75	100.00%	9	24	42
Overvotes	0		0	0	0
Undervotes	10		0	6	4
Contest Totals	85		9	30	46

DEM Presiding Judge, Ct of Crim App

Vote For 1

	TOTAL	VOTE %	Absentee	Early Voting	Election Day
Holly Taylor	73	100.00%	7	26	40
Total Votes Cast	73	100.00%	7	26	40
Overvotes	0		0	0	0
Undervotes	12		2	4	6
Contest Totals	85		9	30	46

DEM Judge, Ct of Crim App, PI 7

Vote For 1

	TOTAL	VOTE %	Absentee	Early Voting	Election Day
Nancy Mulder	66	100.00%	7	21	38
Total Votes Cast	66	100.00%	7	21	38
Overvotes	0		0	0	0
Undervotes	19		2	9	8
Contest Totals	85		9	30	46

DEM Judge, Ct of Crim App, PI 8

Vote For 1

	TOTAL	VOTE %	Absentee	Early Voting	Election Day
Chika Anyiam	63	100.00%	7	21	35
Total Votes Cast	63	100.00%	7	21	35
Overvotes	0		0	0	0
Undervotes	22		2	9	11
Contest Totals	85		9	30	46

Summary Results Report

OFFICIAL RESULTS

JOINT Primary

March 05, 2024

Colorado County

402 - Eagle Lake

DEM Member, State BoE, Dist 10

Vote For 1

	TOTAL	VOTE %	Absentee	Early Voting	Election Day
Raquel Saenz Ortiz	51	70.83%	6	15	30
DC Caldwell I	21	29.17%	3	8	10
Total Votes Cast	72	100.00%	9	23	40
Overvotes	0		0	0	0
Undervotes	13		0	7	6
Contest Totals	85		9	30	46

DEM State Senator, Dist 17

Vote For 1

	TOTAL	VOTE %	Absentee	Early Voting	Election Day
Kathy Cheng	62	100.00%	6	20	36
Total Votes Cast	62	100.00%	6	20	36
Overvotes	0		0	0	0
Undervotes	23		3	10	10
Contest Totals	85		9	30	46

DEM Justice, 1st Ct of App Dist, PI 2

Vote For 1

	TOTAL	VOTE %	Absentee	Early Voting	Election Day
Brendetta Scott	50	69.44%	5	16	29
Gordon Goodman	22	30.56%	4	7	11
Total Votes Cast	72	100.00%	9	23	40
Overvotes	0		0	0	0
Undervotes	13		0	7	6
Contest Totals	85		9	30	46

DEM Justice, 1st Ct of App Dist, PI 6

Vote For 1

	TOTAL	VOTE %	Absentee	Early Voting	Election Day
Sarah Beth Landau	65	100.00%	7	21	37
Total Votes Cast	65	100.00%	7	21	37
Overvotes	0		0	0	0
Undervotes	20		2	9	9
Contest Totals	85		9	30	46

DEM Justice, 1st Ct of App Dist, PI 7

Vote For 1

	TOTAL	VOTE %	Absentee	Early Voting	Election Day
Julie Countiss	63	100.00%	7	19	37
Total Votes Cast	63	100.00%	7	19	37
Overvotes	0		0	0	0
Undervotes	22		2	11	9
Contest Totals	85		9	30	46

Summary Results Report

JOINT Primary

March 05, 2024

OFFICIAL RESULTS

Colorado County

402 - Eagle Lake

DEM Justice, 1st Ct of App Dist, PI 8

Vote For 1

	TOTAL	VOTE %	Absentee	Early Voting	Election Day
Richard Hightower	38	50.67%	6	7	25
Sidra "Sissy" Kyles	37	49.33%	3	16	18
Total Votes Cast	75	100.00%	9	23	43
Overvotes	0		0	0	0
Undervotes	10		0	7	3
Contest Totals	85		9	30	46

DEM Justice, 1st Ct of App Dist, PI 9

Vote For 1

	TOTAL	VOTE %	Absentee	Early Voting	Election Day
Peter Kelly	32	43.84%	6	7	19
Amber Boyd-Cora	41	56.16%	3	16	22
Total Votes Cast	73	100.00%	9	23	41
Overvotes	0		0	0	0
Undervotes	12		0	7	5
Contest Totals	85		9	30	46

DEM Justice, 14th Ct of App Dist, PI 3

Vote For 1

	TOTAL	VOTE %	Absentee	Early Voting	Election Day
Velda Renita Faulkner	37	50.68%	4	12	21
Mark Ritchie	10	13.70%	1	3	6
Chuck Silverman	15	20.55%	3	3	9
Jerry Zimmerer	11	15.07%	1	5	5
Total Votes Cast	73	100.00%	9	23	41
Overvotes	0		0	0	0
Undervotes	12		0	7	5
Contest Totals	85		9	30	46

DEM Justice, 14th Ct of App Dist, PI 4

Vote For 1

	TOTAL	VOTE %	Absentee	Early Voting	Election Day
Charles Spain	46	63.89%	5	14	27
Derek Obialo	26	36.11%	3	9	14
Total Votes Cast	72	100.00%	8	23	41
Overvotes	0		0	0	0
Undervotes	13		1	7	5
Contest Totals	85		9	30	46

Summary Results Report

OFFICIAL RESULTS

JOINT Primary
March 05, 2024

Colorado County

402 - Eagle Lake

DEM Justice, 14th Ct of App Dist, PI 5

Vote For 1

	TOTAL	VOTE %	Absentee	Early Voting	Election Day
Frances Bourliot	66	100.00%	7	23	36
Total Votes Cast	66	100.00%	7	23	36
Overvotes	0		0	0	0
Undervotes	19		2	7	10
Contest Totals	85		9	30	46

DEM Justice, 14th Ct of App Dist, PI 6

Vote For 1

	TOTAL	VOTE %	Absentee	Early Voting	Election Day
Meagan Hassan	43	59.72%	7	15	21
Sara Padua Cordua	29	40.28%	1	8	20
Total Votes Cast	72	100.00%	8	23	41
Overvotes	0		0	0	0
Undervotes	13		1	7	5
Contest Totals	85		9	30	46

DEM Justice, 14th Ct of App Dist, PI 8

Vote For 1

	TOTAL	VOTE %	Absentee	Early Voting	Election Day
Margaret "Meg" Poissant	67	100.00%	7	24	36
Total Votes Cast	67	100.00%	7	24	36
Overvotes	0		0	0	0
Undervotes	18		2	6	10
Contest Totals	85		9	30	46

DEM County Chair

Vote For 1

	TOTAL	VOTE %	Absentee	Early Voting	Election Day
Wayne Lefferd	69	100.00%	6	24	39
Total Votes Cast	69	100.00%	6	24	39
Overvotes	0		0	0	0
Undervotes	16		3	6	7
Contest Totals	85		9	30	46